

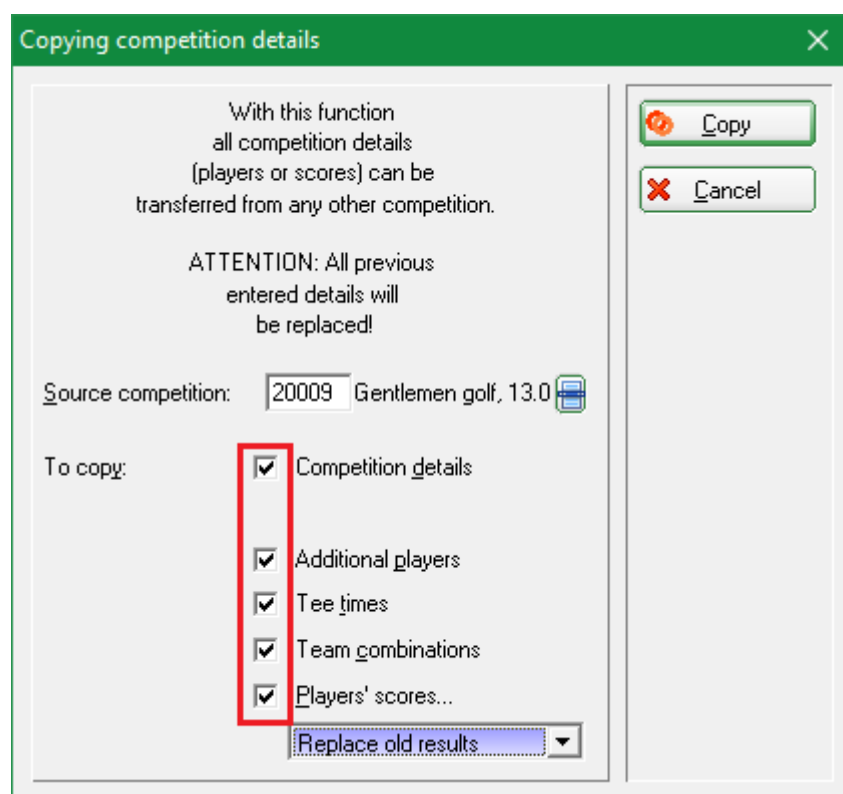
# Add gross and net special scores

As a special rating, this is very individual and therefore only a special rating. There is usually a gross **or** a net rating!

The addition of gross and net can be achieved manually by a trained PC CADDIE user, but you need a copy of the competition!

## Copy the tournament after entering the results

Copy the competition once all results have been entered. The instructions are available: =>[here](#)  
It is important that you first open a new betting game, then click on **Copy**, and after selecting the competition to be copied, check all the boxes:



## Edit the copied competition

To easily identify the copied tournament, it is best to add any text to the tournament name, for example gross: „Tournament name GROSS“

05.04.20	20006	18	Single-Sta	0/0	20006
05.04.20	Aggregate - hcp	18	Single-Str	5/0	20007
07.04.20	Pro Am 2020	36	Single-Str	0/0	20008
13.04.20	Gentlemen golf	18	Single-Sta	0/0	20009
13.04.20	Gentlemen golf GROSS	18	Single-Sta	0/0	20010

**Now simply set the Hcp formula to „0“ as follows - then all results are „gross“, even in net**

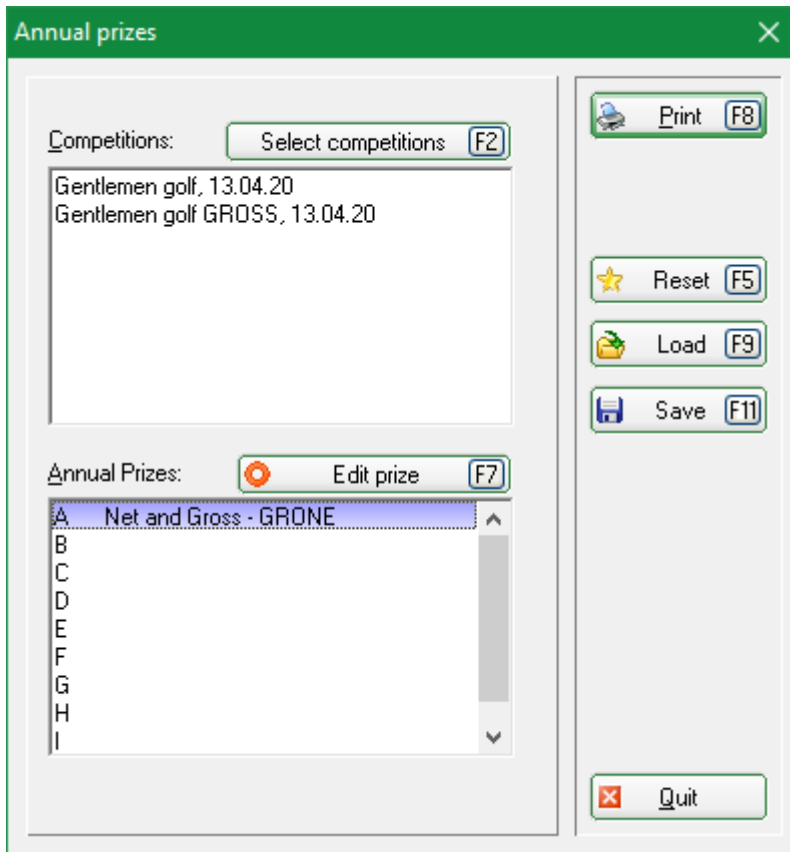
## scores!!

The image shows two overlapping windows from the PC CADDIE software. The background window is titled "Competition data: Gentlemen golf GROSS - 13.04.20 - Participants: 0 / Guests: 0". It contains several sections: "Name, Date, Course" with fields for Code (20010), Name (Gentlemen golf GROSS), Holes (18), Date (13.04.20), and Course (4401.1); "Competition conditions" with fields for HCP limit, Playing form (Single), Scoring (Stableford), Tie, Blind hole, Annual prize (No), Intern/Guests (Open), and Qualifying (vorgabenwirksam); and "Special competition configuration" with various checkboxes. A red circle '1' is placed over the Name field. The foreground window is titled "Special handicap calculation" and contains a text box with the formula "0" and a red circle '4' over it. A red circle '3' is placed over the "Special formula for HCP calculation" button. The dialog also lists variables (H1, H2, M1, M2, SUM, ANZ) and operators (+, -, \*, /).

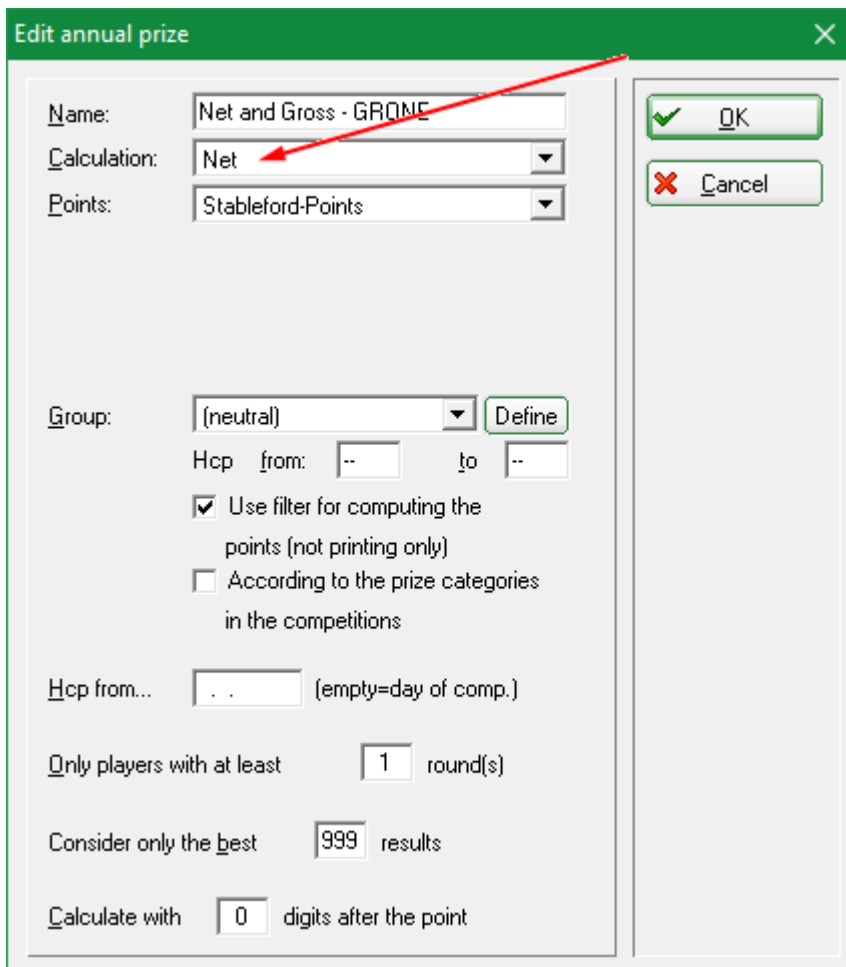
**The copied game with these settings should never be completed as HCP effective!!** (if this happens accidentally and the date and start times match the original tournament, then please complete the ORIGINAL competition again immediately!

## Use annual prizes for the addition

You can now use the module [Annual prizes](#) to add gross and net points.



The price „GRONE“ (addition of gross and net) is set as follows:



Since the HCP calculation in the copied tournament is set to zero, the net results in the copied tournament are the same as the gross results, so all you have to do is add up the net results from both tournaments and you have the list you want:

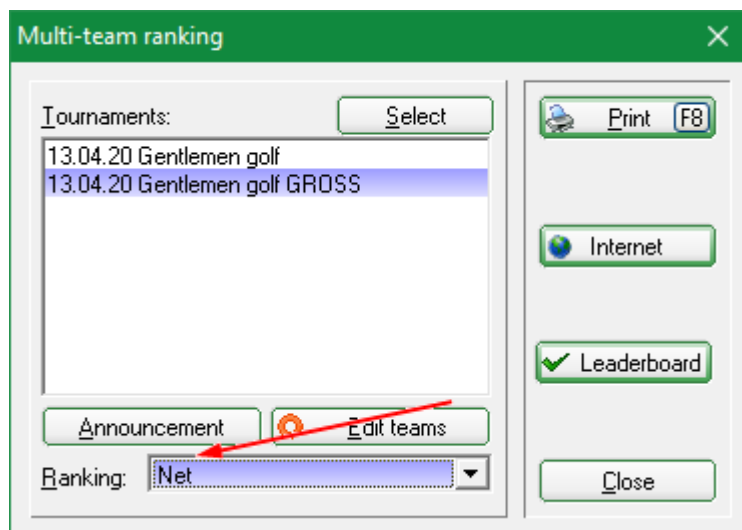
## Net and Gross - GRONE

Printed: 13.04.20, 12:24 hour

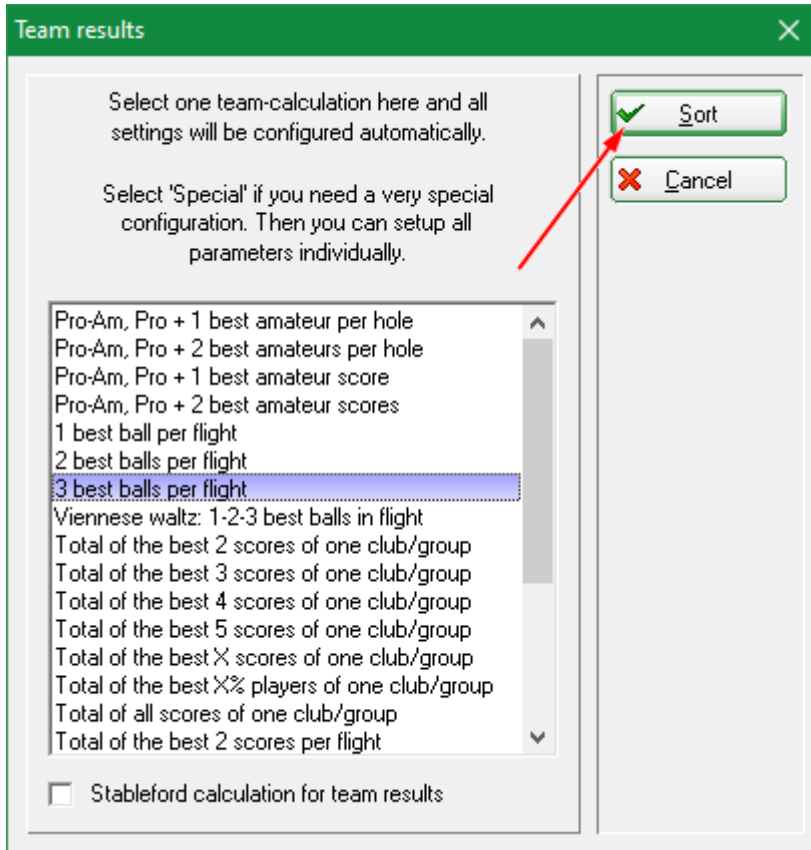
Pos.	Name	13.04.	13.04.	Total
1	[REDACTED]	37	39	76
2	[REDACTED]	37	32	69
3	[REDACTED]	45	23	68

## Use multi-team ranking for the addition

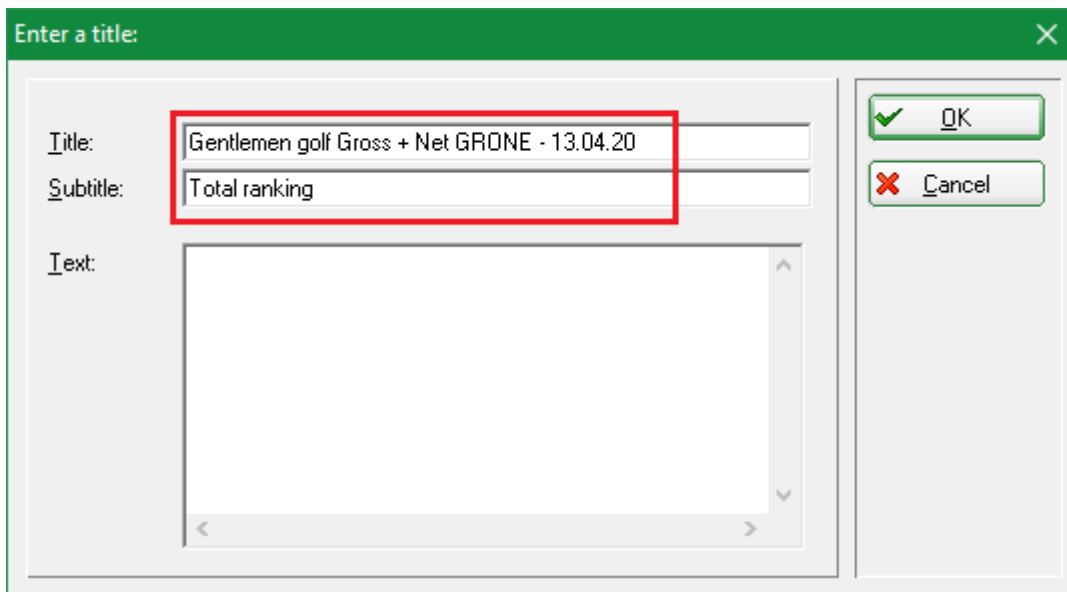
You can also add gross and net in the team ranking with these two competitions: make the settings with the [multi-team ranking](#)!



In both competitions, for example, use the Wizard of the [multi-team ranking](#) to set that you want to add up all the results of your games of three:



...and you get the addition of gross and net, with a suitable heading, when printing the multi-team evaluation:



# **Gentlemen golf Gross + Net GRONE - 13.04.20**

## **Total ranking**

Printed: 13.04.20, 14:30 hour

No.	Rd.	Name, Family name	Club	Hcp.	Gross	+/-
-----	-----	-------------------	------	------	-------	-----