

Club Championship

Singles Championships

General

Here, we would like to help you with the management of the many different types of club championships.

The most frequently asked questions are about the tees that appear in the tournament, the distribution of prizes, the different numbers of rounds for different players or groups, presenting the prizes on the Internet after 9 holes into the club championship or at the end.

You should always manage a club championship in 1 tournament for a consistent CBA calculation and a consistent tournament completion.

The tournament completion will be done straight after each round so that the next round can be started with the new handicaps.

In Switzerland, it is recommended to always start and calculate with the handicap of the 1st round (but for the master sheet, this is also counted from round to round); the purpose of this is that a player who improves his handicap in the first round, is not disadvantaged in terms of total score calculation against a player who improves his handicap only in the second round.

[Basic match information](#)

Stroke play result over 19 strokes

Input of [Hole results](#)

If a „1“ is typed in, PC CADDIE waits for the input of a second number. It is therefore possible to have entries of up to 19 strokes per hole. If a ***score higher than 19 is obtained for a hole during a stroke play match, put a full stop before the number of strokes, for example, “.20”***.

New: 18 and 9 holes in several rounds

As an example, do you want to play in your club championship 2 days with 27 holes each? This means one 18 holes round and one 9 holes round should be played on both days. Then read the following link:

[Several rounds with different number of holes](#)

CBA and the tournament description

For example, CBA still applies in Switzerland:

A club championship for ladies and men and seniors and young people and so on that takes place on the same day is 1 tournament and should therefore get a determined CBA after each round. Of

course, this only works with 1 match description for the entire tournament. The requirement for an equal CBA is to manage the tournament in one match.

A filter is used for the distribution of prizes to distribute the prizes based on the groups. Read the following example and the solution, and adjust the management of your tournament accordingly.

Example of a description

Example of a description for a club championship (in German)

Here, it is played classically with the YELLOW and RED tees and is not particularly worth mentioning, because there are no other tees.

- The prize distribution for groups in particular leads to questions, for example, seniors who should also count towards the men.
- Furthermore, it is a special feature here that those seniors that are also in the men's ranking only get the senior prize for rounds 2 and 3 (they only get the men's prize for round 1).
- Therefore, since the seniors who also get into the men's rankings are already definite on the 1st day (because in this special case, the tournaments must start on Friday), you have enough time to prepare the prize distribution.

Solution for the distribution of prizes

Define prizes individually

Here, the prizes are not created with the „helper,“ but manually and individually! You use the person filter by Categories to organize your groups!

Create person filter

Please use person filters for the definition of the groups. If the groups can be clearly defined by year, the person filter over the age classes is adjustable in most cases for the club championship. Of course, you can also use the birth date to organize your groups.

Here, however, neither of these work for the **Men** filter, because some seniors must also be ranked in the men's ranking.

Use this for the men: [Person filter with list](#)



As soon as your players are entered into the tournament, check your prize distribution by printing the results list (also without results) and checking if all players are also listed under the right prizes.

The prize distribution from our example should look like this. The CR compensation is switched off: this is currently done (2017) in addition to the game form under **Special**

Prize scoring: PC CADDIE Cup - 21.07.16

Prizes:	Score	SpecialNumber
1 Gr/Men	Gross	Yes 2 /
2 Gr/Ladies	Gross	Yes 2 /
3 Gr/Seniors/Men	Gross	Yes 2 /
4 Gr/Seniors/Ladies	Gross	Yes 2 /
5 Ne/Men	Net	Yes 1 /
6 Ne/Ladies	Net	Yes 1 /
7		
8		
9		
10		
11		
12		
13		
14		

Number of players in gross categories: 120!!!
 Number of players in net categories: 90!!!
 Total number of players: 30

Results after 3 rounds

When all 3 rounds have been played and entered, you will see that for those seniors who have already played the first round (because of the men's ranking which goes over 54 holes), the 1st round results have also been counted in the senior prize (even though senior ranking only includes rounds 2 and 3 - 36 holes)



In this case, do the following:

- Set the senior prizes to **don't show** for the 3rd round, that way, the prize also won't be published: [Don't show prize in a round](#)
- Copy rounds 2 and 3 in a **new** tournament to get the senior rankings and publish them on the Internet: [Basic information on copying tournaments](#)

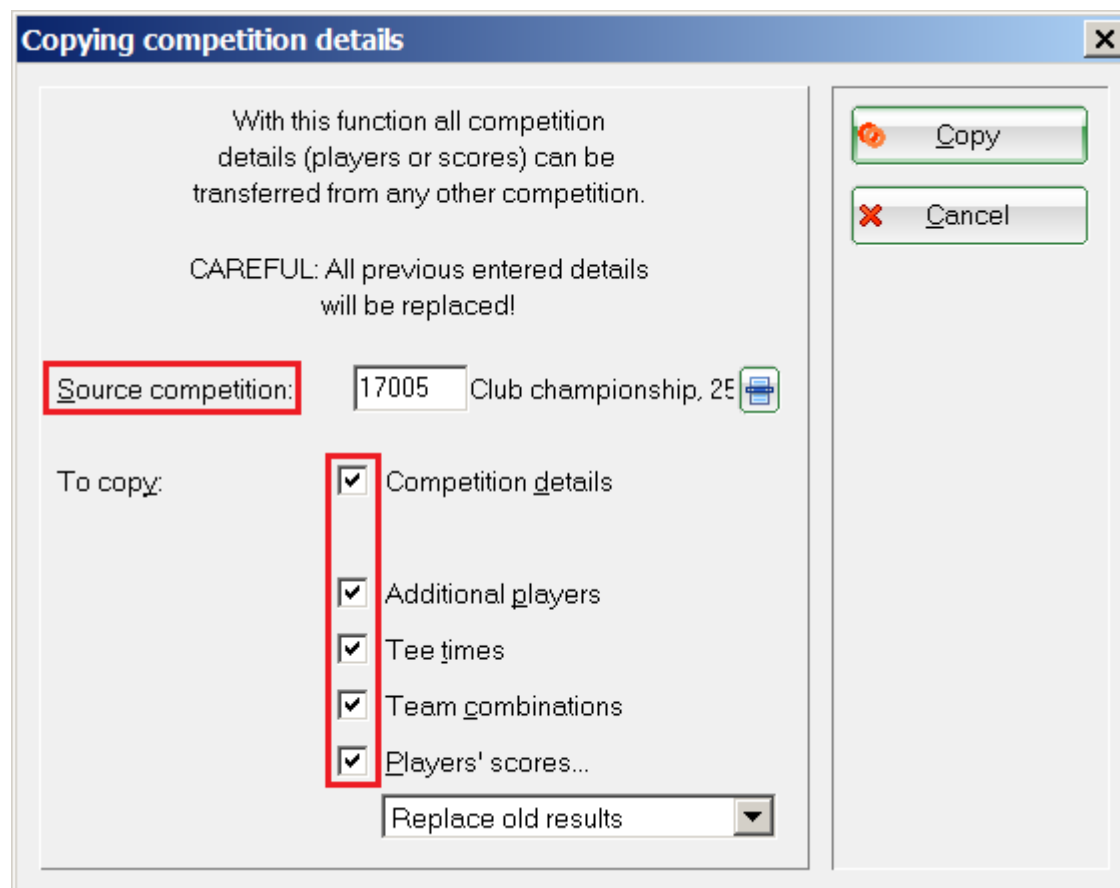


Continue only when you are sure about what you are doing!

Start with **New tournament** and then copy **in a new, empty 36 hole tournament** and check all of the boxes. Also read the following hint!

HINT: The original tournament is played on 54 holes. If you want to set the copied tournament to **no handicap** for logical reasons (so that you don't get a reminder about the completion that would be seen for 30 days), alternatively, you can also copy the as follows:

Copying rounds without handicaps IMPORTANT warning, please do not copy the tournament entries, but rather change the new tournament to 36 holes before copying!!



Copying competition details

With this function all competition details (players or scores) can be transferred from any other competition.

CAREFUL: All previous entered details will be replaced!

Source competition: 17005 Club championship, 25

To copy:

- ☒ Competition details
- ☒ Additional players
- ☒ Tee times
- ☒ Team combinations
- ☒ Players' scores...

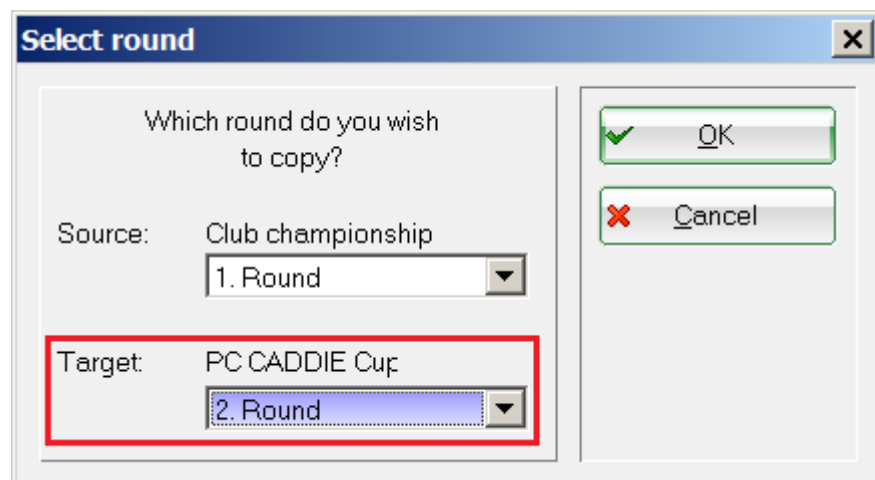
Replace old results

Copy Cancel

You will be asked in which round you would like to copy. Copy round 2 from the source tournament (original club championship) in the new target tournament in round 1 first, then repeat the process and copy round 3 from the source tournament in the second round of the target tournament.



Be careful of the TARGET TOURNAMENT, a full tournament would be overwritten after confirmation!!



Select round

Which round do you wish to copy?

Source: Club championship
1. Round

Target: PC CADDIE Cup
2. Round

OK Cancel

Prize distribution in the tournament copy

The copy of the club championship is only for the determination of prizes for the seniors. Change the name of the tournament to the most fitting. For example: „Seniors Club Championship“ (possibly also: and net values over 2 rounds, depending on the tender).

For Prize/Categories, first [copy](#) the prices from the original tournament and then delete all prices that were played over 3 rounds, because you already have their evaluation in the original tournament. You can now also publish the senior club champion with the copied tournament!

End of tournament

End every round in the original tournament as soon as they're over, **before** you create the starting lists for the next day (or at least before you print the score cards). That way, the players can continue to play with the current handicap.



Also make sure that, **under no circumstances**, you do not complete the copied tournament (tournament completion); the reminder will turn off automatically after 30 days!!

Questions regarding the creation of the tournament

Several tees

Assigning tees



Keep in mind here that the division of the HCP limits of the tees **always** applies to the whole tournament, therefore to every round. Set the tees that are used the most frequently. Set exception individually each round in the game editor (by the people in the tournament [Enter player information](#)).

- If, for example, you have put in your description that the 1st round will be played with the YELLOW/RED tees and the 2nd round with WHITE/BLUE, it is important that you decide what you are setting in the basic settings, and that you set everything else in the other rounds in the **individual tees**.
- If you have put in your description that it will be played with the YELLOW/RED tees, but the seniors are starting with the BLUE tees, you can activate the tees by age also in the [Prize settings](#).
- If a group is playing with a GREEN tee, you have the possibility to set the players based on an age limit in the basic settings. This setting also applies to every round.

Several places in the tournament

Several places in the tournament

This is often used in club championships by courses that have 27 holes; for example, you can set place A-B in the 1st round and B-C in the 2nd round. It is also important here that the HCP limit of the tees settings apply to every round.

Stroke play and Stableford

Should your description say that in addition to the stroke play scoring system, the Stableford scoring system will also be used in your club championship, we recommend that you also define this in the prize distribution of the groups.

- A stroke play result is always determined with regard to the entire round. There are no „gross points“ here, but the overall gross stroke number will be the result of the total strokes in each of the 18 holes!
- A Stableford result is always determined by hole (gross points).

It doesn't necessarily make sense to compare these two types of calculation directly with each other. The order is always determined „via CR“ or „via par“ - For comparison, print the result list with „[Gross list layout](#)“.



A good example for a club championship that uses both stroke play and Stableford would be if you wanted to also allow the players to have a handicap of up to 54 to participate in this event, to let the players start with a HCP of 37 with the Stableford scoring system, and to set an individual net prize for these groups.

Setting scoring systems

In this case, go to: **HCP Stroke play, Stableford** and enter „36“ in the limit (the stroke play scoring system is used for up to 36 included. The Stableford scoring system is used for 37-54).

Playoffs - Sudden Death

„Sudden Death“ is used most of the time in the club championship for the playoffs:
[Sudden Death result](#).

2nd round / Cut

Process the 1st round completely (including the COMPLETION of the round).

Loading players in the 2nd round

Use [Load cut from the previous round](#) for this purpose.

Here, you can also enter the same person filters (groups) that you use in the prize distribution in the categories settings in Cuts and this way, the players are loaded into the next round and are classed based on groups and results.



It doesn't matter to the tournament how you enter the players into the next round, and you always have all of the options at your disposal: manually deleting players who aren't playing anymore, or entering other players who haven't played in another round (see example of the description), or the aid of the results list of the 1st round for the sorting of the starting list with the buffer (as usual). It is not required to use „Load cut from previous round“ to calculate the results over several rounds.

Starting lists based on results

Creating starting lists



Save as you go! You have the option to come back to an earlier state of the starting list with the Undo button at any time!

If you don't want ANY more changes to the rankings in the „Sorting and Formatting“ of the starting list for the 2nd round in which the players have been loaded (cut from the previous round), please turn off all checks, remove the „Control of the group composition“ check. The „Sort groups internally“ check can also be removed if needed (only the women will be sorted at the end of the game, incase women and men are mixed in the game).

Sort and structure

Order: Leave order (just format)
Handicap, ascending
Handicap, descending
Random order
High-Middle-Low
Alphabetical
Clubs
Pre-round-scores, ascending

Split women and men: Ladies and Gentlemen

Note priorities: Ignore

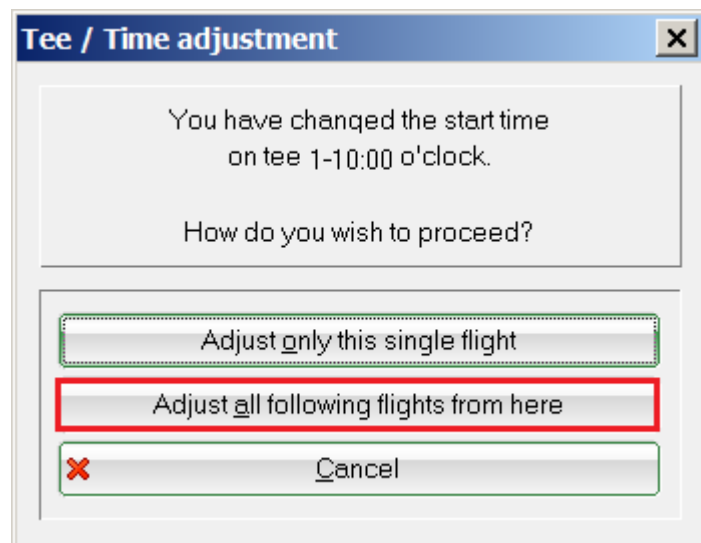
☒ Sort flights internally ☐ Check flight-combination

☒ Structure: Flight size: 3 Player
First flight: Tee: 1 Time: 10:00 o'clock
Timeinterval: 8 minutes (0=Letters)
(7,8=altering 7 and 8 minutes)
Break after each 0 .flight: 0 minutes
Number of engaged holes 1 (2 = 1. and 10. Tee)

OK
Ladies/Gentlemen
Priority
Within group
Gruppen-Check
Turn around
Special
Cancel

Of course, you can now also manually make as many changes as you want to the starting list.

HINT: When you start based on results (the best last), have you ever thought that you could take a break as soon as the „slow“ field of players has been done? For this purpose, simply change the starting time of the 1st flight that should start after the break in the game editor manually, and confirm with „Postpone everything from here“.



Print new handicaps after the 2nd round

We are often asked how to print a list with the new handicaps after the 2nd round (or after further rounds) because no new HCP appears on the results list over several rounds (summarized).

You have 2 options:

- Print the results list ONLY for the individual rounds, for example, only the 2nd round, by

removing the check for complete lists and:



don't forget that you set this again if you want

to print the summary.

Results list: Club championship - 25.11.17

Header: Automatic Edit text

Layout: Standard list

Order: Gross competition

Subdivision: Prizes in the list Certain Prizes

Filter: Define...

☐ only Handicap categorie

from	to	to	to	to	to	to
+8,0	5,0	12,0	20,0	28,0	36,0	-

☐ Cut

Cut by... Total Ladies Men

☒ ... and same scores

☐ only computed scores Players maximum

☐ only calculate improved scores ☐ CBA details

2. Round

☐ Total list

☐ Players of all Rounds

☐ Rd.-Priority

Print F8

Internet

SMS

Prizes

Register scores

Recalculate

Quit

- or you only print the [Handicap entries](#) with the following settings, for example:

List of handicap entries

Enter time and text:

Date from: 12.08.18 to: 12.08.18

Text content: Club championship

Type:

☐ Manual entries

☒ Competition entries

☒ improved handicaps

☐ confirmed handicaps

☒ worsening of handicaps

☐ Extra ordinary entries

☐ Only changes

Persons group: All members

OK

Cancel

Show Leaderboard

You can display all the results in the Leaderboard on a screen in the restaurant or clubhouse. To the PC CADDIE [Leaderboard](#)