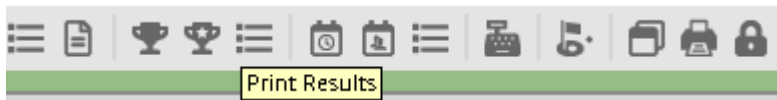


Start list

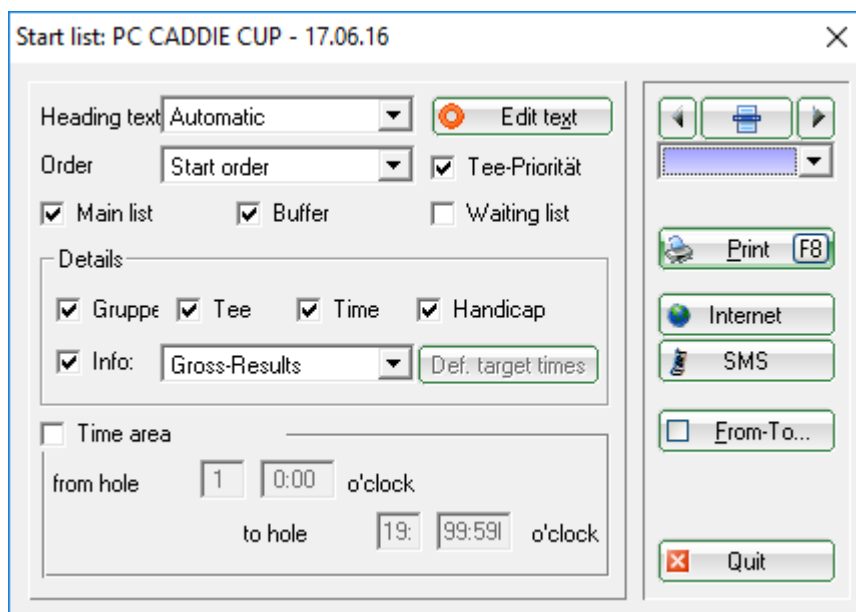
You can print the start list based on different criteria.

Start the printing via:

- the competition mask, by pressing the **Print button** from the right side, and selecting Start list
- the menu **Competitions/Print/...Starting list**
- or right-click with your mouse on the following symbol:



The following window opens:



Start list: PC CADDIE CUP - 17.06.16

Heading text: Automatic

Order: Start order Tee-Priorität

Main list Buffer Waiting list

Details

Gruppe Tee Time Handicap

Info: Gross-Results

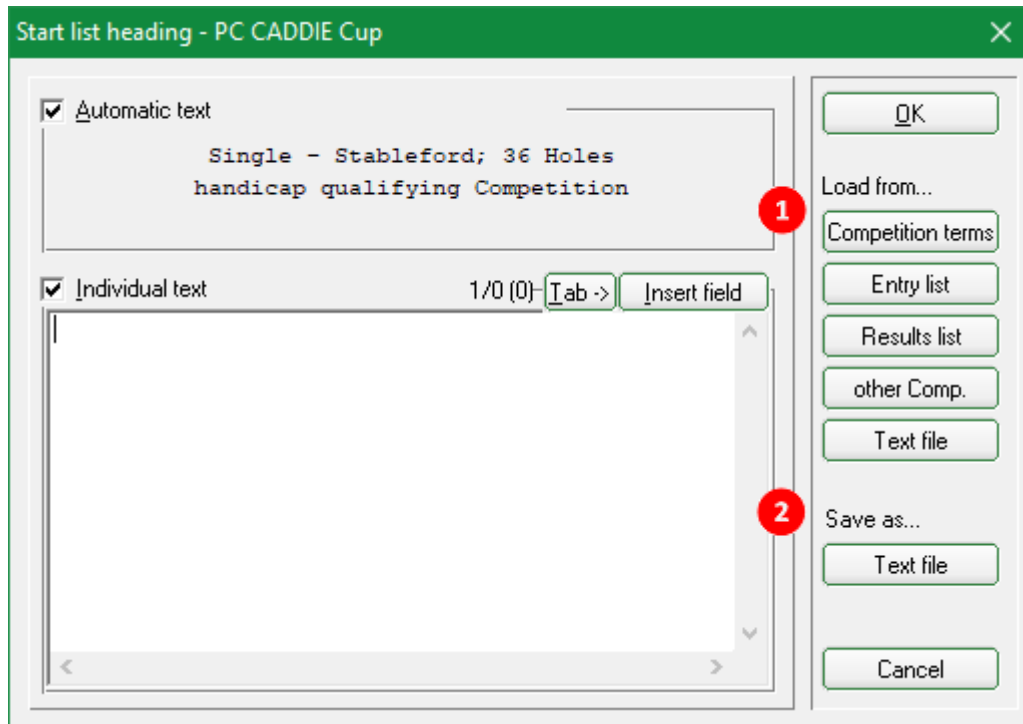
Time area

from hole 1 0:00 o'clock

to hole 19: 99:59! o'clock

Here you can directly print a finished start list with the basic settings. In addition, there are various ways to add other information to this list.

For example, click on **Edit text**; the following window opens:



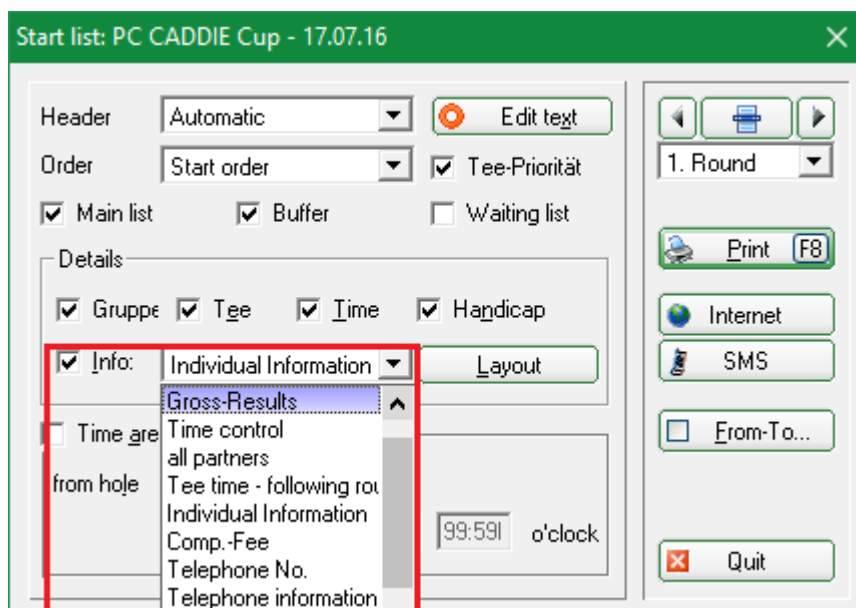
The **heading text** is according to the entry list (**Competitions/Print.../Entry List**). You can simply use the text of the competition terms or the entry list. Please click on the button **Edit text** and the following window will open:

1. **Load** the text of the **competition terms** or **entry list**. Please change it if you feel like.
2. This text can be saved as a text file **Save as... text file** Please use the path PC CADDIE is suggesting.

Select the **order** and what kind of information should be printed (**Main list, Buffer, Waiting list**).

Print additional information

Place the check-mark on the **Info** box and you have the following options:



Net-results

The Net- or Gross-Results of the previous round can be printed on the starting list. The results or the total of all rounds will be listed in order and be separated with a stroke. The results will be shown in the second round starting list or more in a competitions over several rounds. In a competition with only one round this column will be empty:

PC CADDIE CUP - 18.06.2016

Start list

Single - Stableford; 36 Holes, 2nd round
Handicap-qualifying Competition

Sunshine - course north Men: Yellow Par: 71 Slope: 132 Course: 70.4
Ladies: Red Par: 71 Slope: 130 Course: 72.8

Printed: 14.07.16, 19:14 h

Tee	Time	Name, first name	Club	Hcp.	
1	1 10:00	Schmedding, Benedikt Heck, Axel	PC CADDIE://onl PC CADDIE://onl	2,07/ 2	24
				5,07/ 5	22
2	1 10:08	Werner, Edda Quickert, Rosemarie Kainz, Katharina	PC CADDIE://onl PC CADDIE://onl PC CADDIE://onl	6,07/ 9	26
				8,07/11	34
				9,0/12	28
3	1 10:16	Member, Paul Ghisletti, Tamara Richter, Heike	PC CADDIE://onl	54/59	29
				15,07/19	22
			Guest	30,07/36	35

PC CADDIE 2016 © 1988-2016 PC CADDIE AG Ltd., Horw, Switzerland

DEMO-VERSION: Heike Richter, Testhausen

Gross-results

The gross results of the previous round will be printed.

Time control

This list shows every flight when the are supposed to be on which tee. By activating this option the right button **Def. target times** will be also active.

Info:

If you want to define the target times, then click on this button:

Enter timelines

Enter timelines:

On tee*

Interval in minutes:

On tee*

Interval in minutes:

On tee*

Interval in minutes:

On tee*

Interval in minutes:

*) Tee-No. or In/Out/Home

NOTE: If you want passage times for each hole, you must enter them in the course data. Select the course where the game is played and use the button [Target times].

This setting should take precedence over the hole-by-hole specification of the target times

OK

Cancel

You define the holes, for example holes 3, 9, 12, 15 and the time needed up to this hole.

PC CADDIE CUP - 18.06.2016

Target times

Single - Stableford; 36 Holes, 2nd round
Handicap-qualifying Competition

Sunshine - course north Men: Yellow Par: 71 Slope: 132 Course: 70.4
Ladies: Red Par: 71 Slope: 130 Course: 72.8

Printed: 14.07.16, 19:32 h

Tee	Time	Name, first name	Hcp.	Tee 3	Tee 9	Tee12	Tee15
1	1 10:00	Schmedding, Benedikt Heck, Axel	2,0?/ 2 5,0?/ 5	10:20	12:10	12:55	13:45
2	1 10:08	Werner, Edda Quickert, Rosemarie Kainz, Katharina	6,0?/ 9 8,0?/11 9,0/12	10:28	12:18	13:03	13:53
3	1 10:16	Member, Paul Ghisletti, Tamara Richter, Heike	54/59 15,0?/19 30,0?/36	10:36	12:26	13:11	14:01

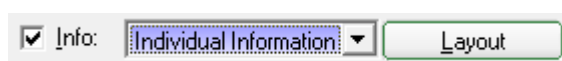
All partners

This option is best used when ordering the partners alphabetically. The list will show all flight partners in one line. For example, if a player is asking for his tee time, he will receive all the additional information.

Tee time-following round

The list is printed with two tee times: the current one and for the following round. This list might be helpful if the flights will be the same in both rounds, and just the times are different.

Customization information - layout



The **Layout** button from the right-hand side can be used to create your own starting list - similar with the persons lists: [List of persons](#).

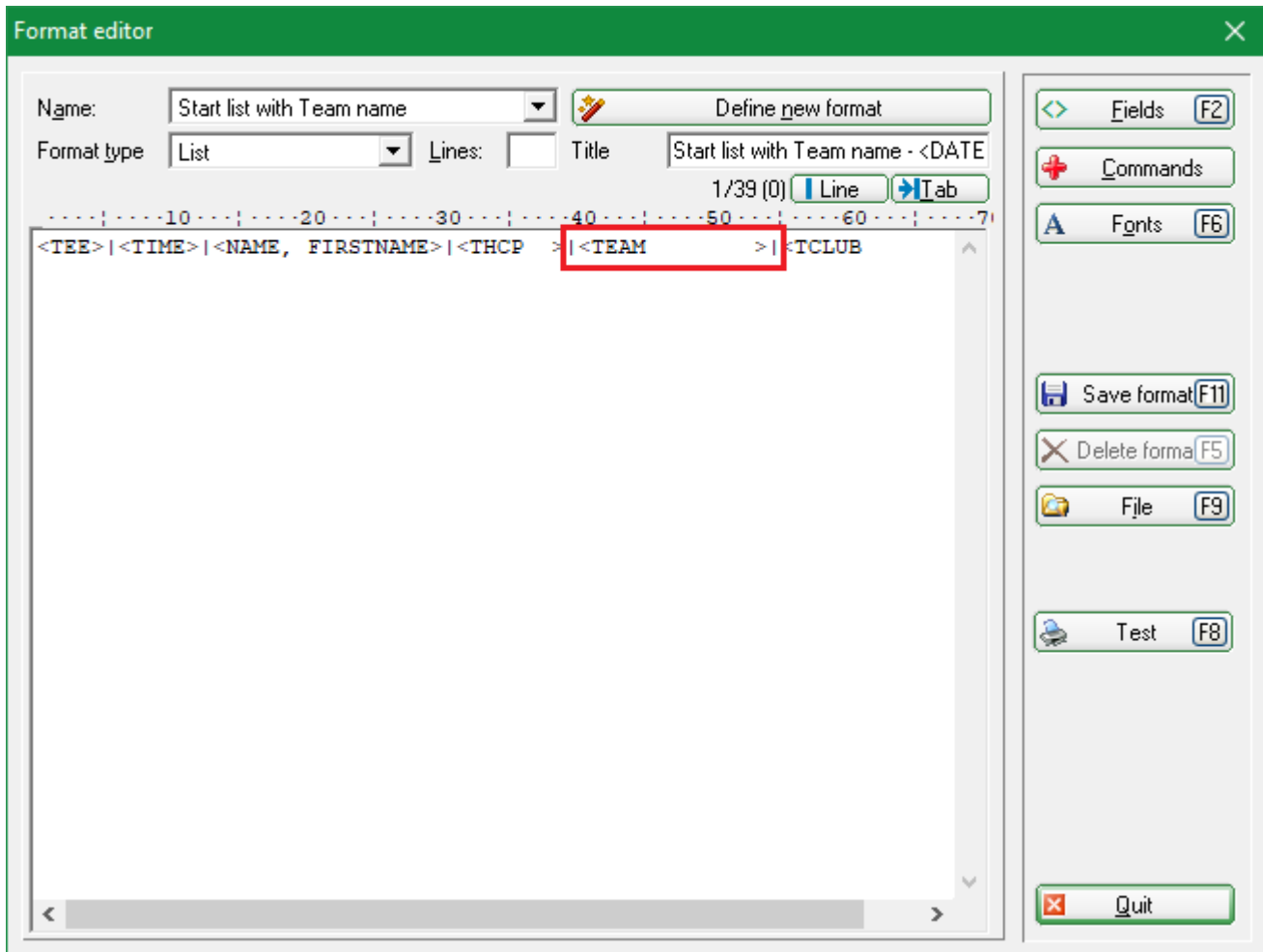
The following examples explain everything from tea color to payment info.

Note that PC CADDIE uses two different list formats, depending on whether you chose „Start Order“ in **Order**: one is for the list with the tee time order and the other one for the other orders. Check that the correct layout has been selected before starting the printing process.

Customization: Start list with TEAM NAME

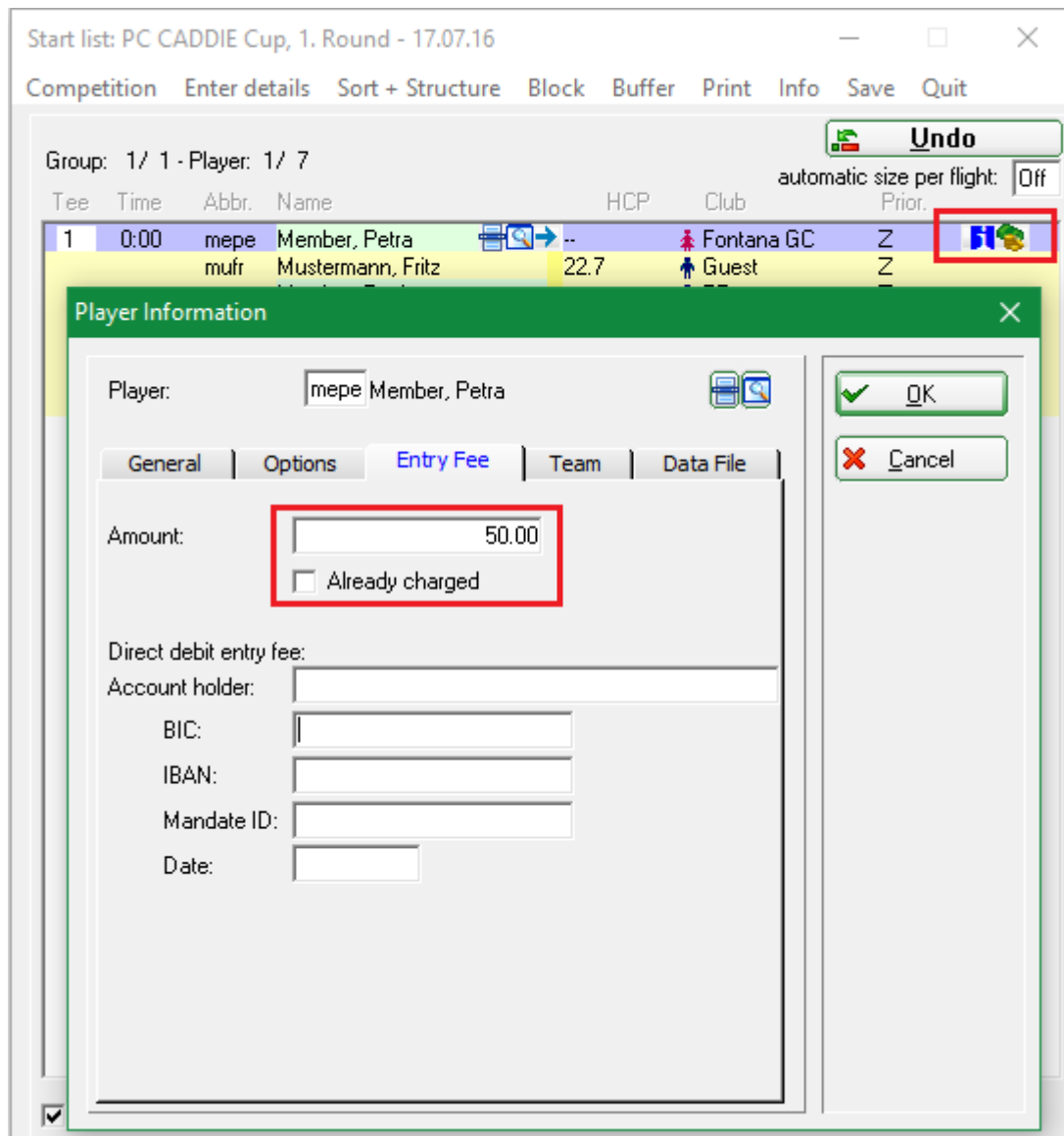


The module „Team rating“ is a prerequisite for building the teams! If you have it and you want to print team names with the start list, use the following FIELDS:

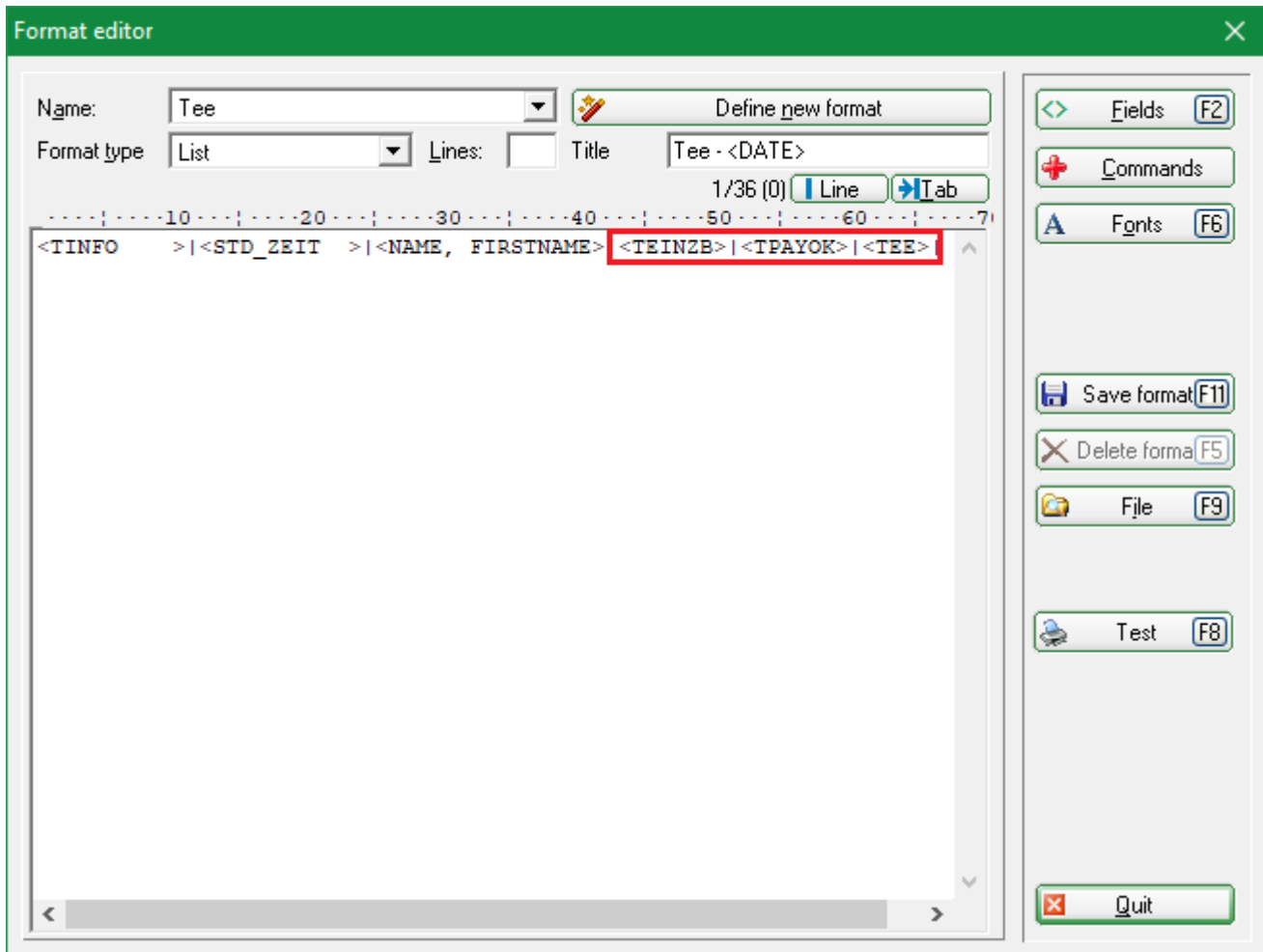


Customization: Start list with payment information

Maybe you use the tab Participation fee to keep track of who has already paid the tournament fees.



Enter the entry fee for each player and activate the „already charged/paid“ option once the fee is paid. You can also print this list.



Participants list

Single- Stableford 9+9+9 Holes, 1st round
handicap qualifying game

Printed: 13.12.19, 15:12 hour

Information	Tee, Time	Name, First name	Amount	Payed	Tee	Tee color
	1 1 0:00	Member, Petra	50,00	OK	1	RED

PC CADDIE 2019 © 1988-2019 PC CADDIE AG, Horw, Switzerland

PROBEINSTALLATION: Testclub AG, Lausanne

Customization: Start list with additional information

Do the members send you individual information when registering online? Use the field TINFO if you want to display this info in the list.

Player Information

Player: Member, Petra

General | Options | Entry Fee | Team | Data File

Note:

Prize categories:

Course:

Tee colour:

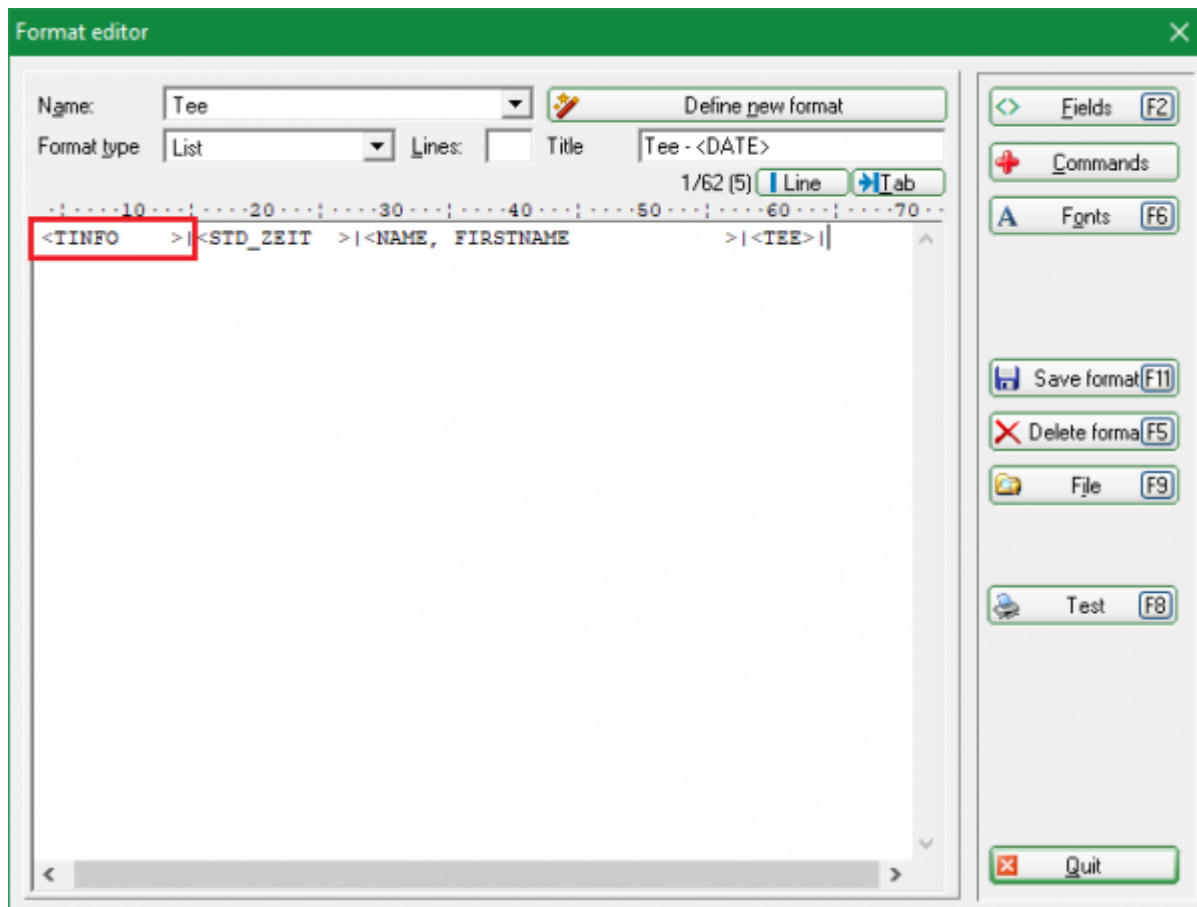
Scoring:

Priority : (F-early, M-middle, S-late, Z-last)

OK

Cancel

Set the size of the field large enough to display the entire text.



PC CADDIE Cup - 17.07.2016

Single - Stableford; 36 Holes, 1st round
handicap qualifying Competition

Holes 10-18 Sonnenschein - Par 72 - SSS 0

Printed: 13.12.19, 15:31 hour

Information	Tee	Time	Name, first name	Tee
I need a golfcard and I would like to	1	1 0:00	Member, Petra	1

Comp. fee

The Competition fee will be printed on the list to control. You define the competition fee by clicking on the button **Entry fee**. Please also read the paragraph [Start fee](#).

Telephone No.

With this option the list will be printed with the telephone numbers of each player.

Telephone voice system

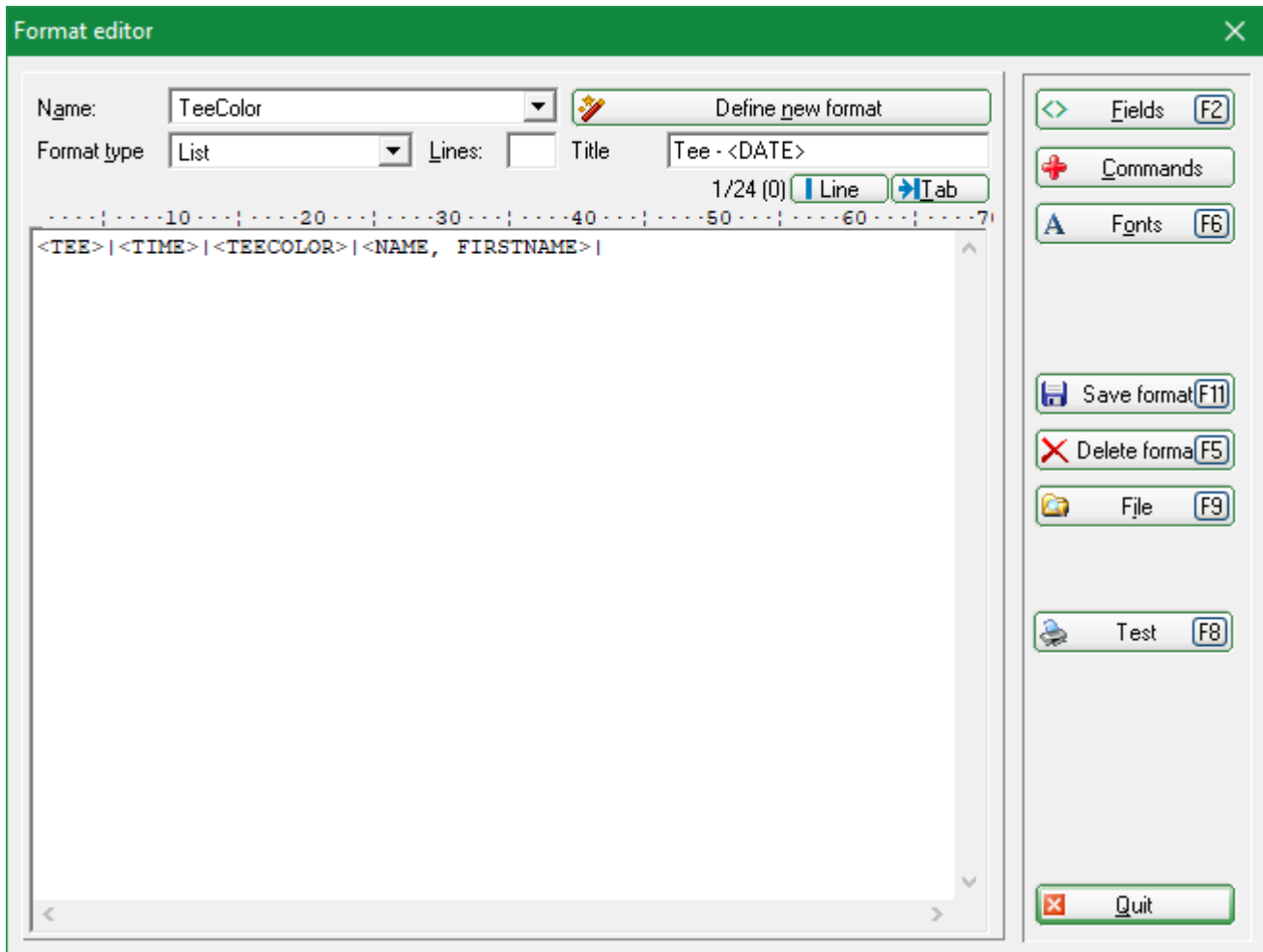
This option is for the additional PCC module [Telephone information system](#).

Tee color

Use this option to print the tee color.

The screenshot shows a software window titled "Start list: PC CADDIE Cup - 17.07.16". The interface is divided into several sections. On the left, there are settings for "Header" (Automatic), "Order" (Start order), and checkboxes for "Main list", "Buffer", and "Waiting list". Below these are "Details" with checkboxes for "Gruppe", "Tee", "Time", and "Handicap". The "Info" section is highlighted with a red box, showing a dropdown menu with "Tee colour" selected. To the right of the "Info" section is a "Def. target times" button. At the bottom left, there is a "Time_area" section with input fields for "from hole" (1, 0:00 o'clock) and "to hole" (19, 99:59 o'clock). On the right side of the window, there are navigation buttons (back, forward), a "1. Round" dropdown, a "Print F8" button, "Internet" and "SMS" buttons, an "From-To..." button, and a "Quit" button.

But you can also individually select „**Individual Information**“ and insert the following fields under **Layout**:



Example of a self-defined start list with tee colors:

PC CADDIE Cup - 17.07.2016

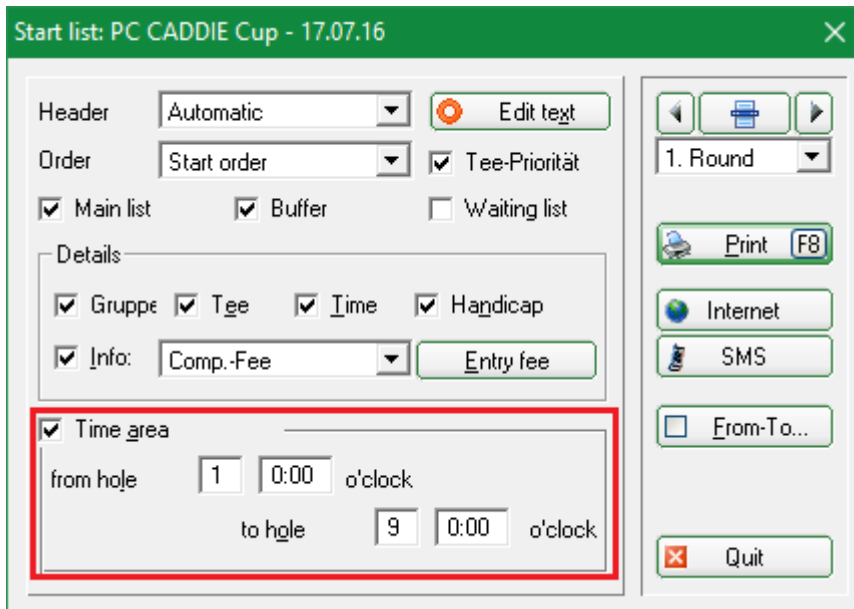
Single - Stableford; 36 Holes, 1st round
handicap qualifying Competition

Holes 10-18 Sonnenschein - Par 72 - SSS 0

Printed: 13.12.19, 15:39 hour

Tee		Tee	Name, first name
1	15:39	Yellow Red Red	Member, Petra Mustermann, Fritz Member, Paul

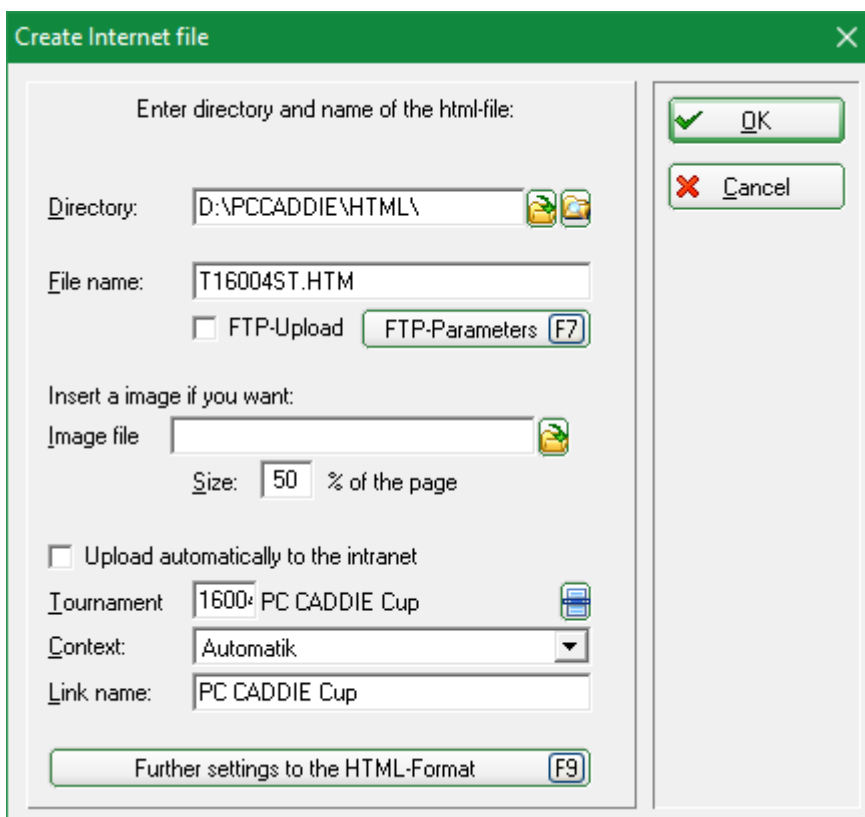
Time area



If you activate the **Time area**, you can select from **hole** and up to which **hole** and the time area you would like to have. This list gives you two separate lists f.e. for a start on tee 1 and tee 10 for the morning and the evening.

Start lists as HTML files

Select this option via the button **Internet**. This file can be sent to the DGV-Intranet, [PC CADDIE://online Turnier](#) or Swissgolfnetwork. Additionally this file can be transmitted to any other server, as long as the correct details are entered.



Start with **OK**.

More information you will find under [FTP transfer](#).

Send start times via SMS



By clicking on the button **SMS** you will send an SMS to each player with a mobile number of this competition with the starting time plus the flight partner.

More information available under: [Competition SMS](#).