Pro On the practical example

„This page has been revised in relation to the 2014 tender“ (as of 27/06/2024)

Here you can see a sample tender from 2014 for a PRO AM.
Check for yourself which parts of the tender apply to your tender, for example!

It is particularly important to note that the tournament has 2 rounds, albeit with different participants in some cases, for which a joint scoring over 2 rounds is required in some cases (Pro over 36 holes). In order for this to work, the tournament should definitely be created as a 2-round tournament and exported to the club that is handling the 2nd round after the 1st round has been completed. The ***The start list should then be copied to the 2nd round*** and only then should the necessary player changes be made in the 2nd round.
Only if you adhere to this procedure will you receive appropriate scores over 2 rounds!

Procedure of the tournament

- Play the 1st round as usual in the 1st club
- Start list for the 2nd round download! Be sure to select ***Load players with time allocation***
- Players who have only played in the 1st round should only be removed now in the 2nd round and new players should be added, if possible keeping games if the players are still playing. This can also be done after exporting and importing the tournament at the next club.
- As soon as the 1st round and the transfer of players to the 2nd round is complete, please export the tournament to the 2nd club. export
- Import the intermediate standings of the tournament at the 2nd club
- If there are still player changes in the 2nd round, you can also process this after the export and import, and of course adjust your start list.
- Set the team ranking for 2 rounds: ***Select under Helper: ProAm: Pro+2 best amateur balls*** in both rounds.
- It is important that the team numbers and team names are identical in both rounds at the end. To do this, it is important that you have previously loaded the start list with the start list classification from the 1st round into the 2nd round. This makes it easier to compile the team for the team ranking at the end. Depending on how many player changes you have had and if different pros play for the same team, it may be necessary to adjust the teams manually (team numbers and team names)

Create tournament

Basic settings

Form of play and counting method

Set the tournament to „Singles“ and „HCP good:Counting game, high Stableford“ counting method. and organise the tournament as usual! The pros play counting play and are also counted as counting play.
As there are now also pros with HCPI, please set these pros manually in the player editor under player information to **Stroke play**. Please read =>here

In Austria, please select „Ready-made game combinations: Pro-Am“.

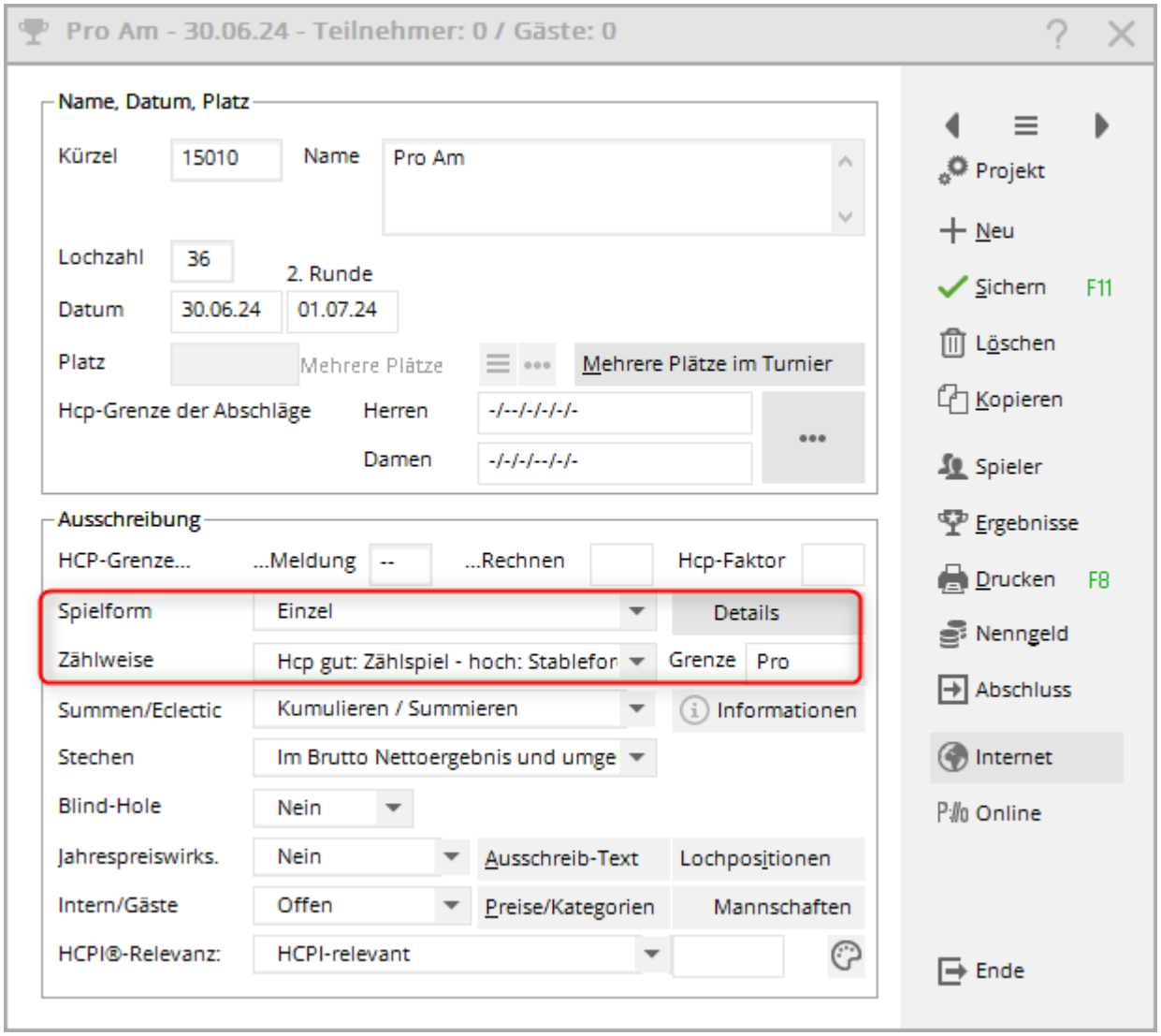

Several places in the tournament

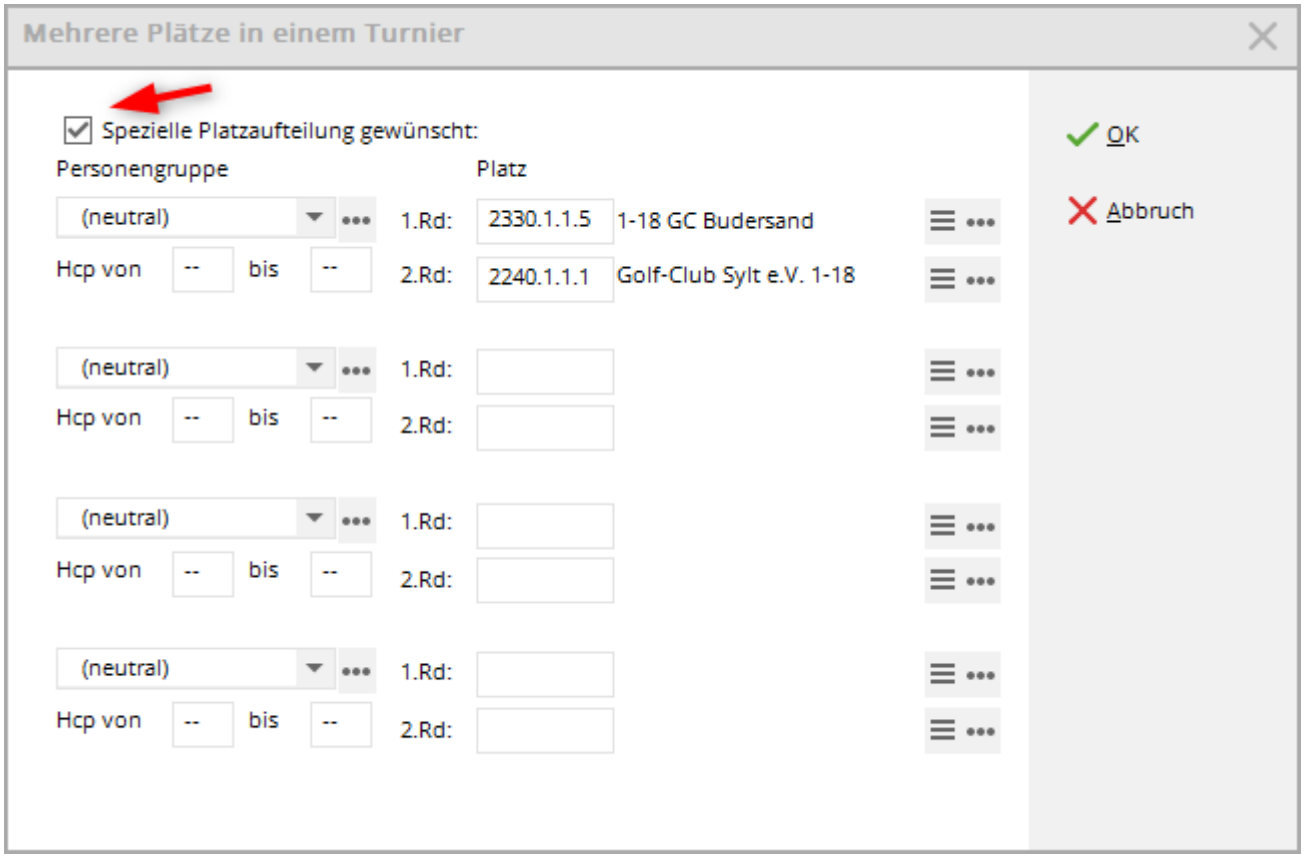

HCP limit of the tees

Make sure that the setting for HCP limit of tees is suitable for all players:

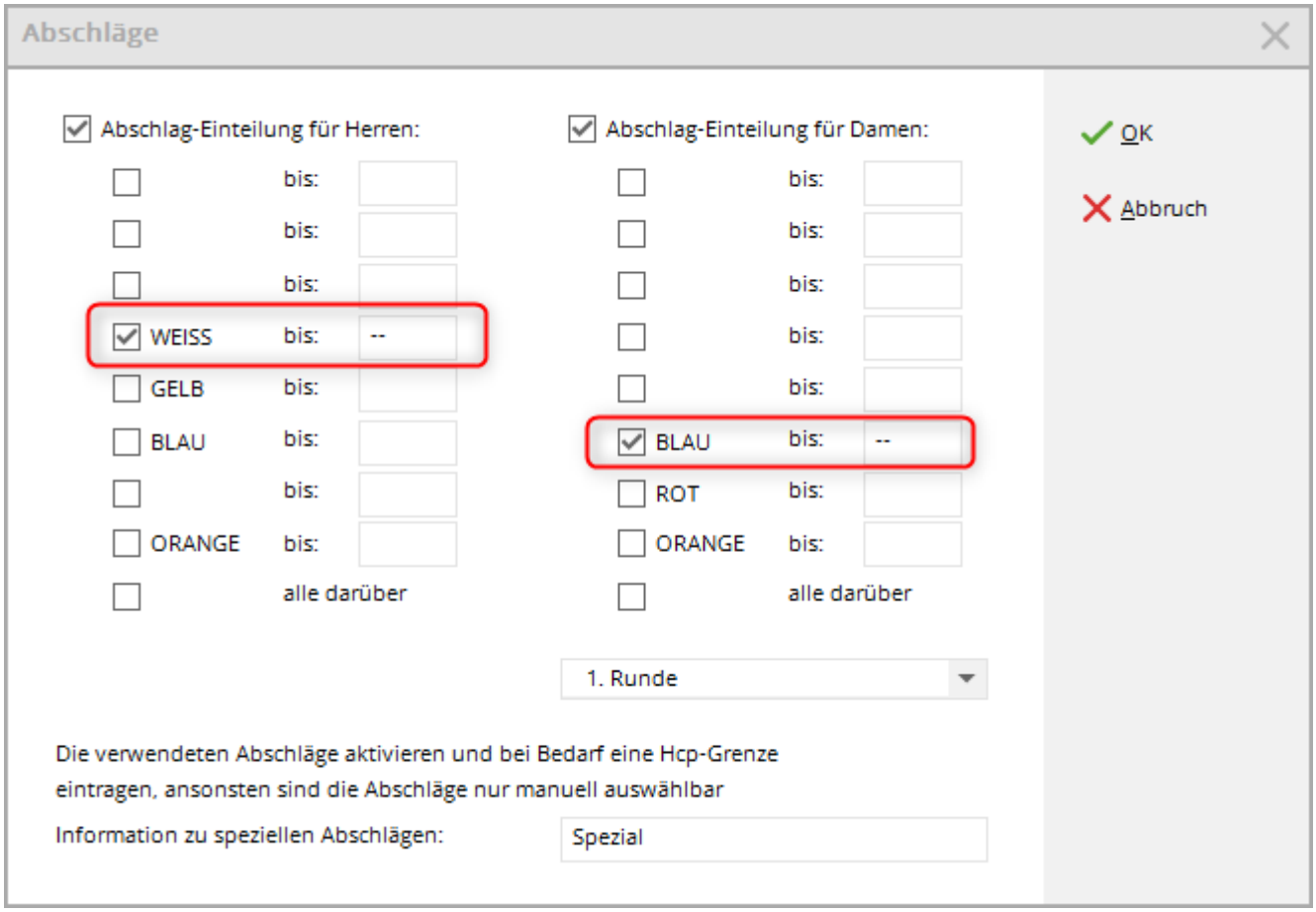

Price settings

Unit price of the Pros

You can set up the individual price for the Pros via Prices/Categories. Due to the fact that there are also Pros with HCPI, you can only achieve this with an „enumeration filter“!

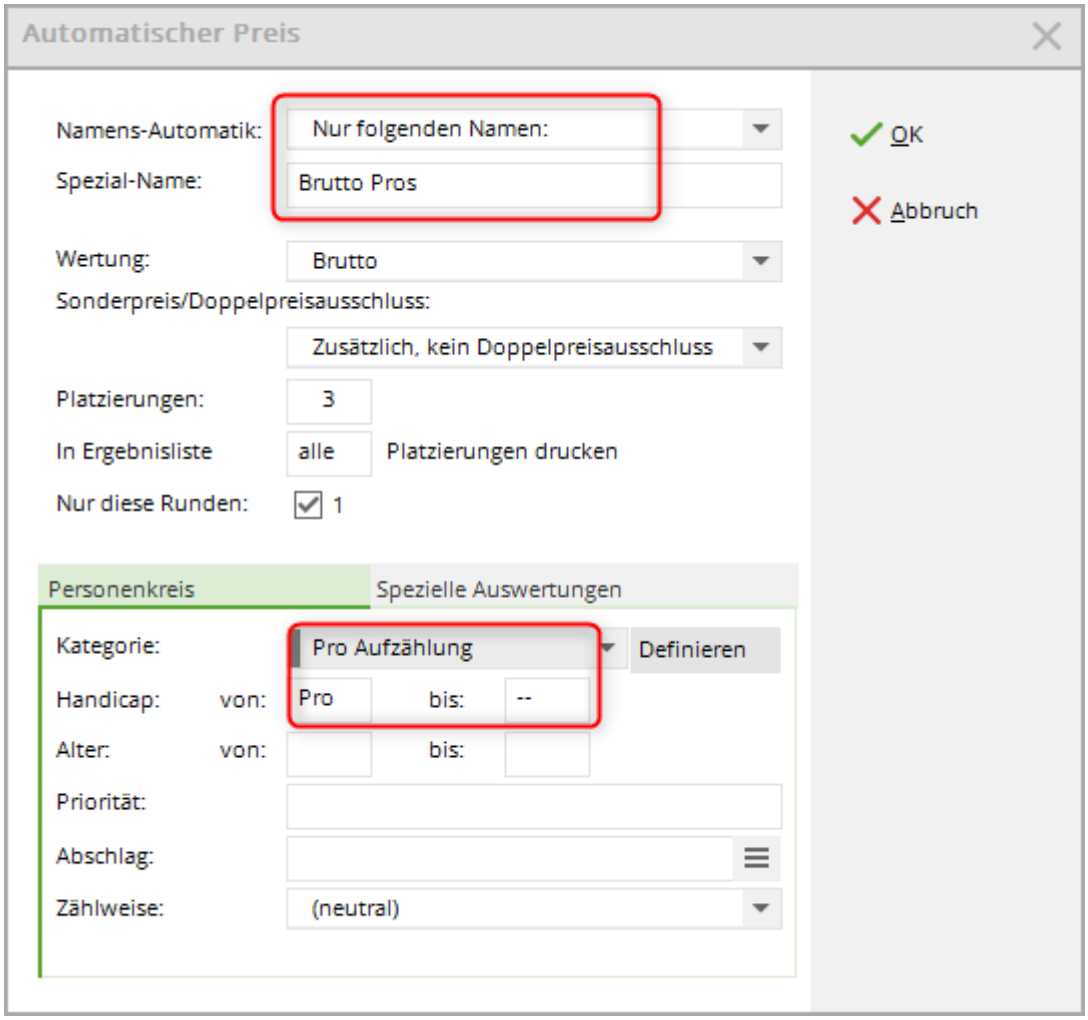

Set team score

For the team ranking it is important that it is set the same for both rounds!

For the team scoring, select the following via the button ***helper*** button to select the following setting for both round 1 and round 2. Have the team result calculated with Stableford so that the counting game results of the pros are converted.
Please also note the further explanations in the other screenshots!

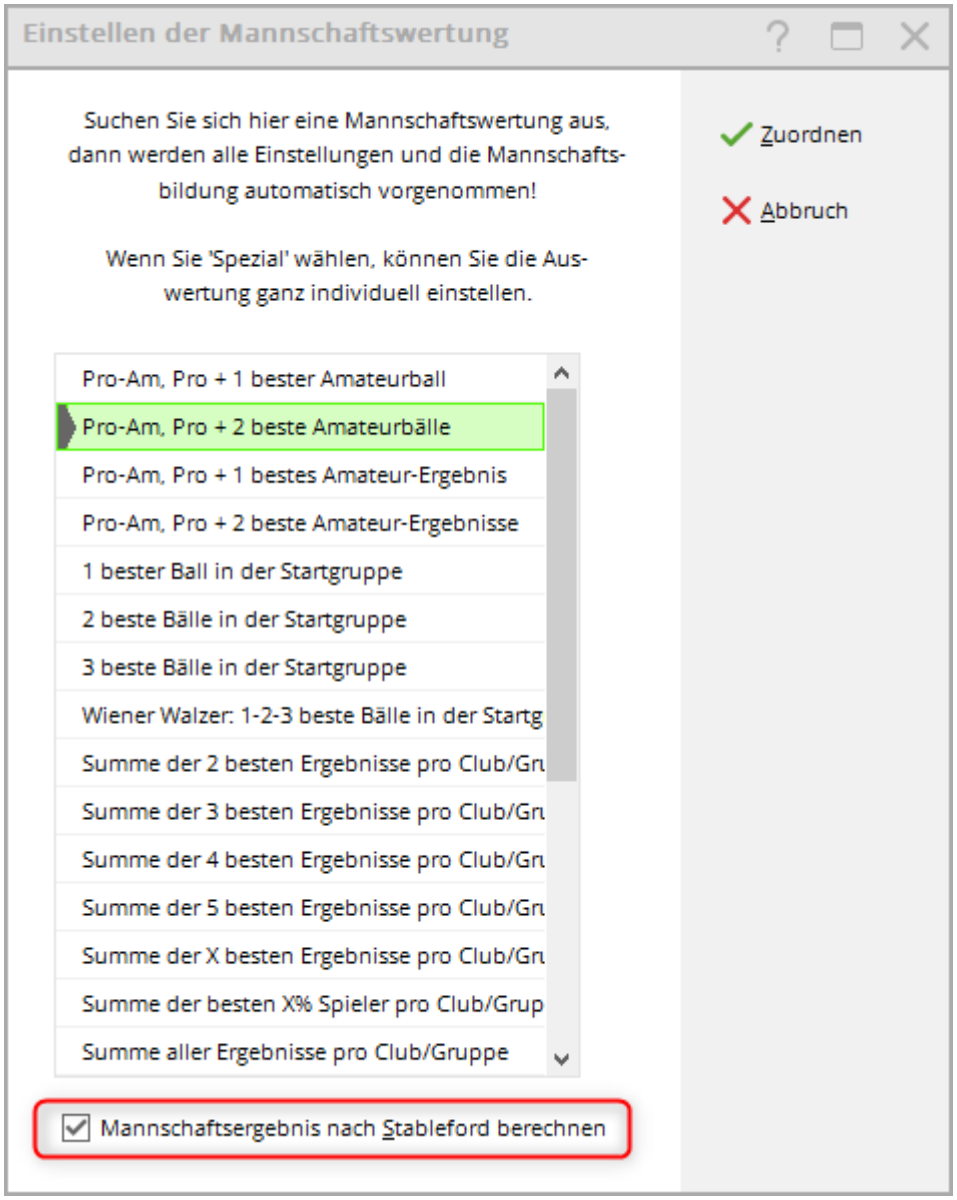

Print team rankings

You can print the team classification directly via the „Team classification“ button. Print the 1st round as usual. You The individual results of the holes are displayed. Scored results are ***bold*** shown in bold.

If you only want to print the team result for the 2nd round, remove the tick next to „Total list“:

Team result on the Internet

If you want to print the team results ** *individually per round*** on the Internet, you can upload you can upload PDFs of the team results of the individual rounds.

If you activate the team results for the online display in the 2-round tournament, the team results of both rounds will be summarised.
In the tournament under ***Internet*** you can set whether you want to display the team results gross or net or both on the Internet:

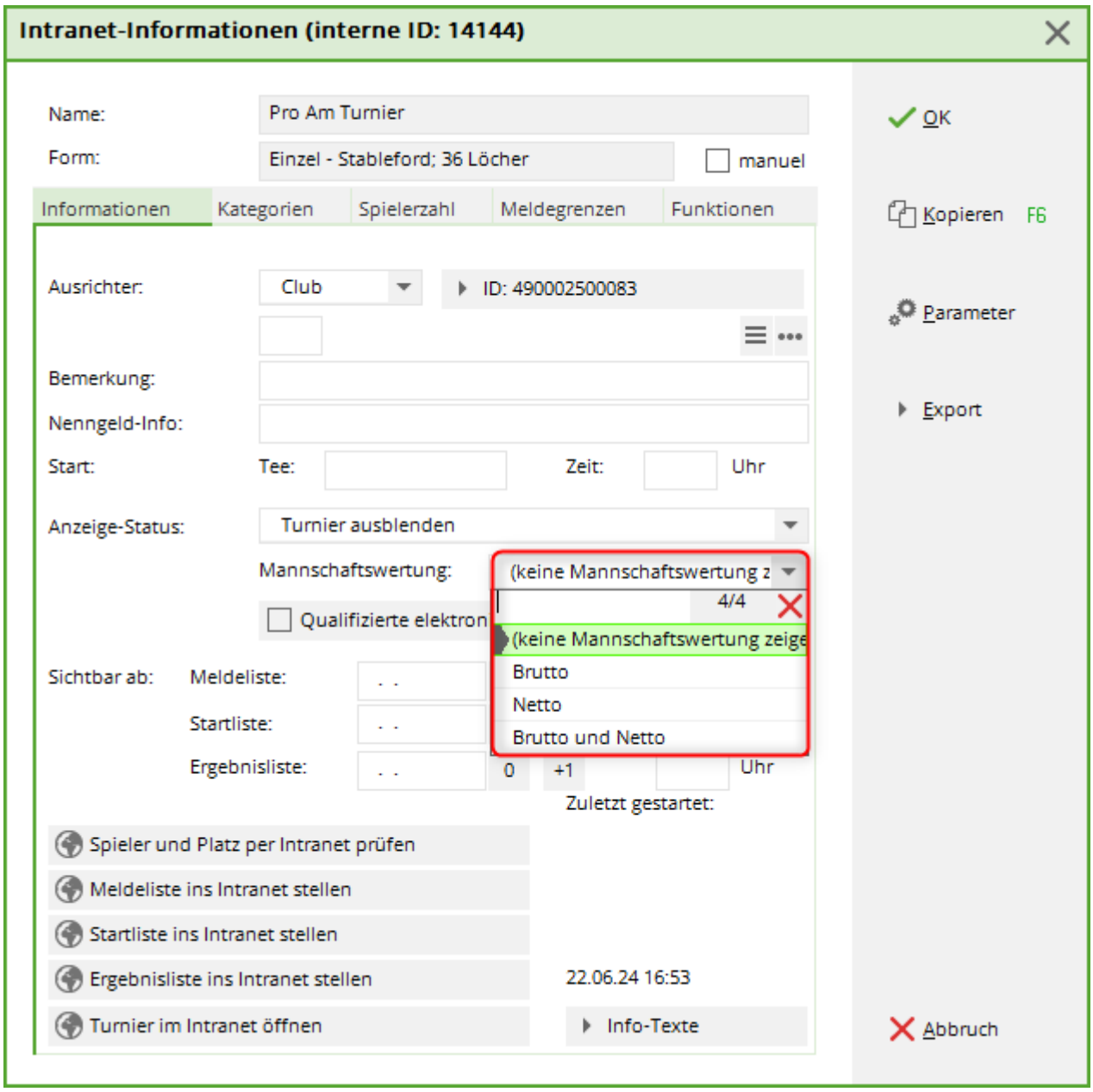
Intranet-Informationen (interne ID: 14144)
Name:
Pro Am Turnier
Form:
Einzel - Stableford; 36 Löcher
manuel
Informationen
Kategorien
Spielerzahl
Meldegrenzen
Funktionen
Ausrichter:
Club
ID: 490002500083
Bemerkung:
Nenngeld-Info:
Start:
Tee:
Zeit:
Uhr
Anzeige-Status:
Turnier ausblenden
Mannschaftswertung:
(keine Mannschaftswertung z
4/4
(keine Mannschaftswertung zeige
Brutto
Netto
Brutto und Netto
Qualifizierte elektron
Sichtbar ab:
Meldeliste:
Startliste:
Ergebnisliste:
0
+1
Uhr
Zuletzt gestartet:
Spieler und Platz per Intranet prüfen
Meldeliste ins Intranet stellen
Startliste ins Intranet stellen
Ergebnisliste ins Intranet stellen
22.06.24 16:53
Turnier im Intranet öffnen
Info-Texte
OK
Kopieren
F6
Parameter
Export
Abbruch