Hole competition

For match play, the results can be entered in all variants and transmitted to the intranet, whether as + for „hole won“ or „-“ for hole lost or as strokes.

Explanations

In match play, players play against each other individually (or in pairs in four-hole matches). The result is usually only determined by who won or lost a hole, or whether the hole ended in a draw.

In net hole play, there are two variants for the distribution of the handicap strokes:

- According to the DGV recommendation since 2016, handicap strokes are better to be given on the holes whose handicap distribution key lies between the playing handicap of the better player and that of the weaker player, as this is fairer. This variant has been the default in PC CADDIE ever since.
- Until 2015, in PC CADDIE the difference in the playing handicap of the opponents was given in ascending order according to the handicap distribution, starting with the most difficult hole. If you want this old distribution, deactivate the new default setting: ***for distribution to the difference holes***.

Net hole play single

General tournament settings

Create tournaments general

In the basic settings of the tournament, set the game type to „Singles“ and the „Counting method“ to „Match play“. Very often an HCP factor of 3/4 is used here. Please note your invitation to tender!

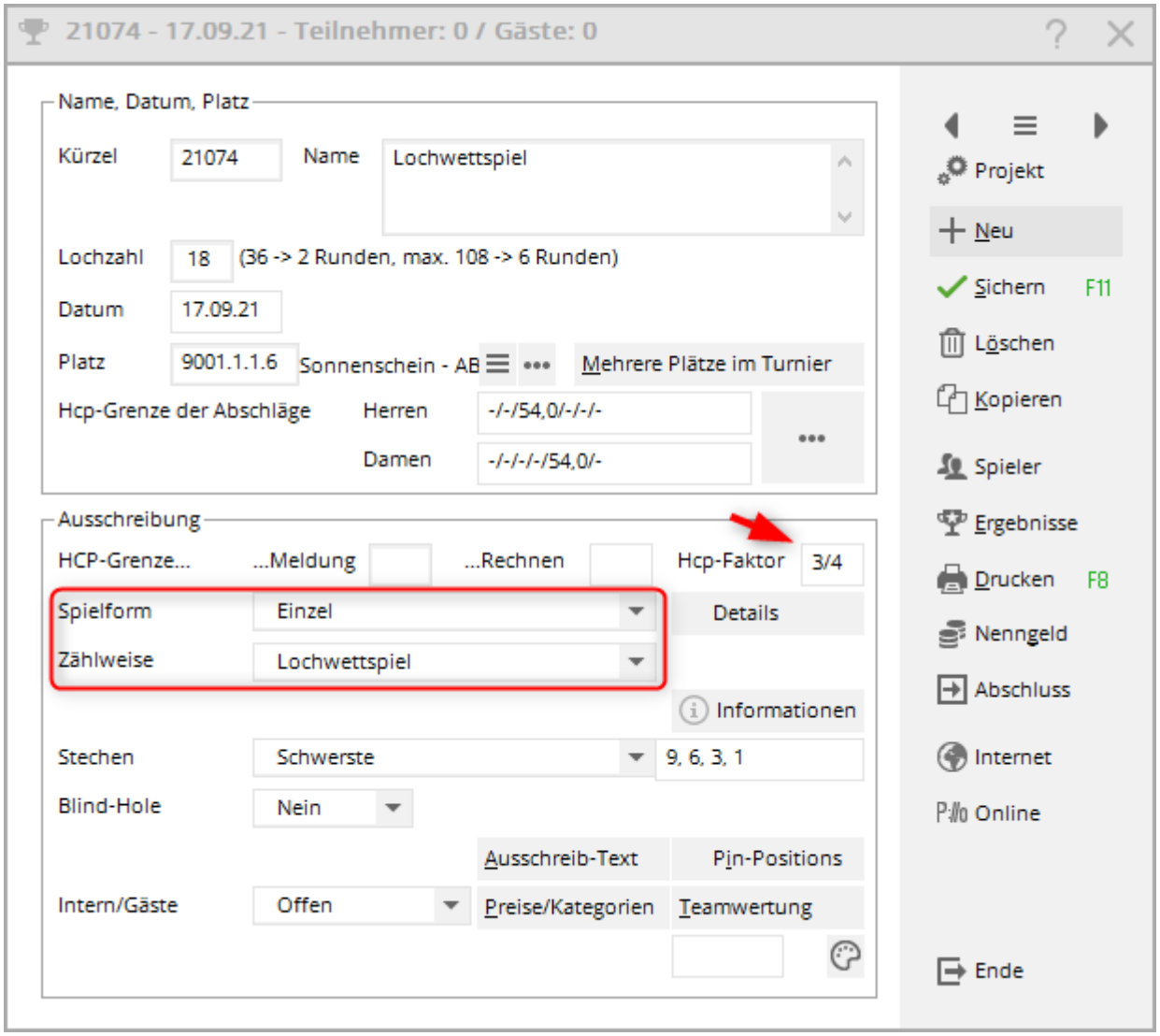

Setting - distribution of the lines

Next to the game shape, click on „Special“ to see the settings for the distribution of the default strokes or to change them if necessary. Read more about this below: Distribution of strokes on scorecard.

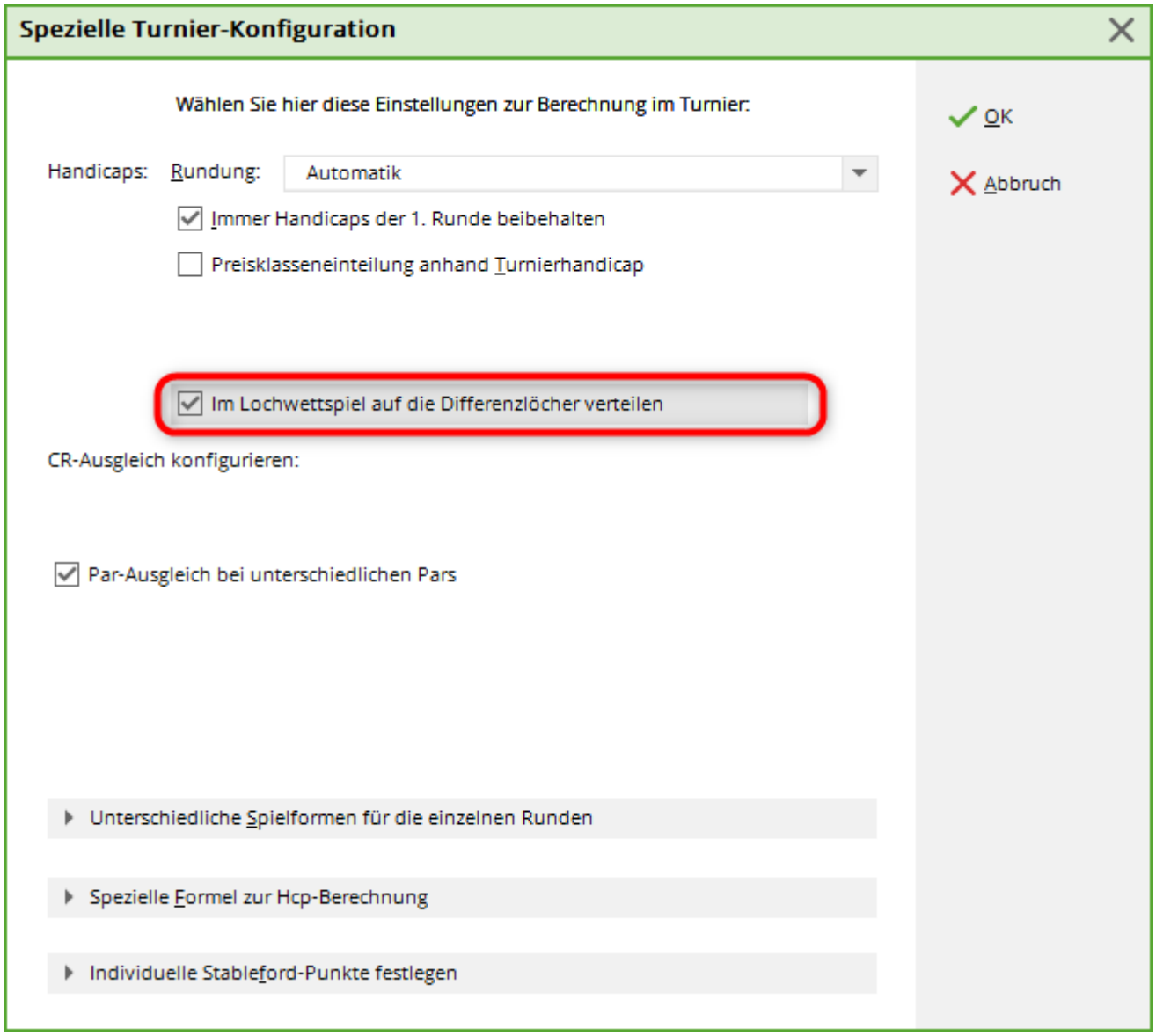

Start list

Create a start list as usual by simply dividing the two players who are to play against each other into a 2-player match.

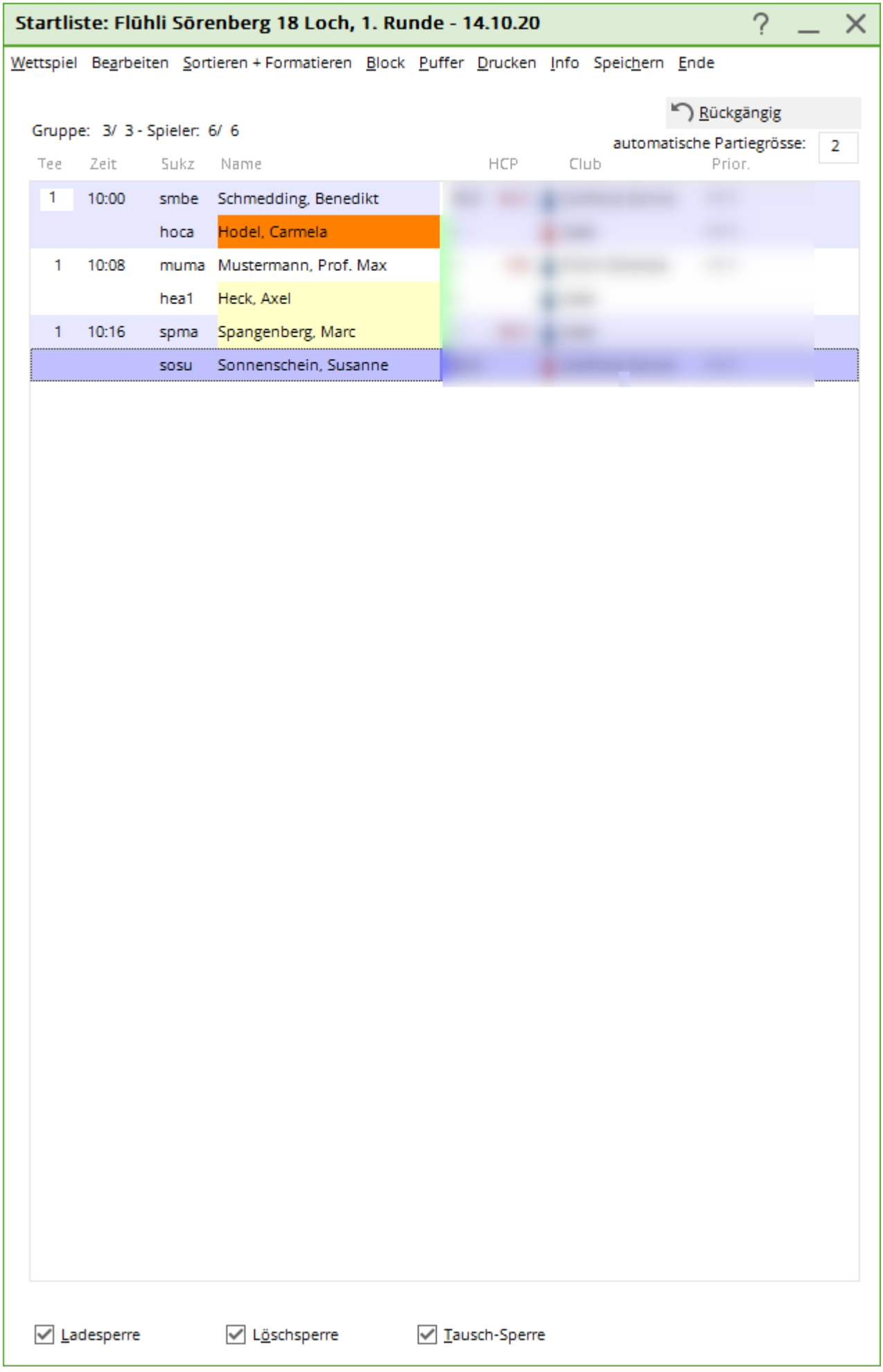
Startliste: Flühli Sörenberg 18 Loch, 1. Runde - 14.10.20
Wettspiel Bearbeiten Sortieren + Formatieren Block Puffer Drucken Info Speichern Ende
Rückgängig
Gruppe: 3/ 3 - Spieler: 6/ 6
automatische Partiegrösse: 2
Tee Zeit Sukz Name HCP Club Prior.
1 10:00 smbe Schmedding, Benedikt
hoca Hodel, Carmela
1 10:08 muma Mustermann, Prof. Max
hea1 Heck, Axel
1 10:16 spma Spangenberg, Marc
sosu Sonnenschein, Susanne
Ladesperre
Löschsperre
Tausch-Sperre

After the handicap adjustment, which you do as usual via the intranet, you will see the difference between the handicaps of the two partners on the current start list (the better player is set to zero, the weaker player receives the difference between the handicaps).



Lochwettspieltest - 29.10.2015

Startliste

Einzel - Lochwettspiel; 162 Löcher, 1. Runde
Handicap-Faktor: 3/4

1-18 GC Budersand — Herren: WEISS Par: 72 Slope: 139 Course: 74.0 — Damen: BLAU Par: 72 Slope: 141 Course: 76.9

Stand: 15.01.16, 16:28 Uhr

	Tee	Zeit	Name, Vorname	Information	Hcp.	
1	1	10:00	[illegible]	Sagogn Langenstein	0,0 3,9/+4	
2	1	10:08	[illegible]	HH Hittfeld Wittenbeck	2,2 2,8/ 0	
3	1	10:16	[illegible]	Sagogn Lärchenhof, GC Gut	0,0 8,3/+8	
4	1	10:24	[illegible]	Ennetsee VcG	4,2 4,9/+1	
5	1	10:32	[illegible]	Ausland-Gast Langenstein	10,5 10,5/+2	

Scorecard - Distribution of strokes on the hardest holes

The standard distribution on the scorecard used to look like this: The weaker player receives 3/4 of the difference between the handicaps of both players; distributed in ascending order over the most difficult holes, starting with handicap 1:

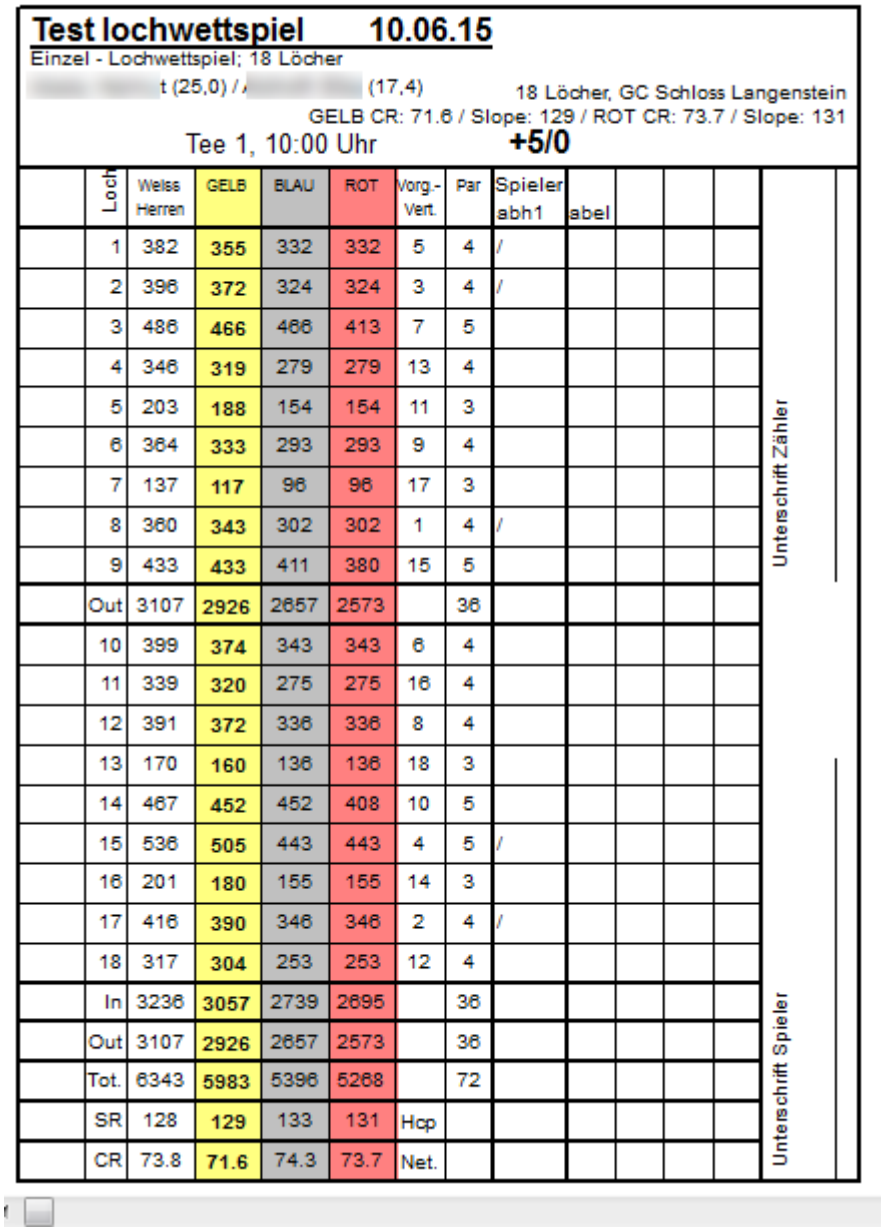

Test lochwettspiel 10.06.15

Einzel - Lochwettspiel; 18 Löcher

t (25,0) / (17,4) 18 Löcher, GC Schloss Langenstein

GELB CR: 71.6 / Slope: 129 / ROT CR: 73.7 / Slope: 131

Tee 1, 10:00 Uhr **+5/0**

Loch	Weiss Herren	GELB	BLAU	ROT	Vorg.-Vert.	Par	Spieler abh1	abel				
1	382	355	332	332	5	4	/					Unterschrift Zähler
2	396	372	324	324	3	4	/					
3	486	466	466	413	7	5						
4	346	319	279	279	13	4						
5	203	188	154	154	11	3						
6	364	333	293	293	9	4						
7	137	117	96	96	17	3						
8	360	343	302	302	1	4	/					
9	433	433	411	380	15	5						
Out	3107	2926	2657	2573		36						
10	399	374	343	343	6	4						
11	339	320	275	275	16	4						
12	391	372	336	336	8	4						
13	170	160	136	136	18	3						
14	467	452	452	408	10	5						
15	536	505	443	443	4	5	/					
16	201	180	155	155	14	3						
17	416	390	346	346	2	4	/					
18	317	304	253	253	12	4						
In	3236	3057	2739	2695		36						Unterschrift Spieler
Out	3107	2926	2657	2573		36						
Tot.	6343	5983	5396	5268		72						
SR	128	129	133	131	Hcp							
CR	73.8	71.6	74.3	73.7	Net.							

Scorecard - distribution of the difference holes

According to the DGV, the handicap strokes are better given on the holes (=difference holes) whose handicap distribution key lies between the course handicap of the better player and that of the weaker player. This is fairer for a hole competition.
Meaning: Since the players are playing against each other, all strokes are removed from the full course handicap that both players would receive with the full handicap (or 3/4). Only the strokes on the so-called „difference holes“ remain; the holes on which only the weaker player (with full or 3/4 handicap) would receive additional strokes.

Example With handicap factor 3/4:
First the difference of the full course handicap of the partners is determined, then 3/4 of it is calculated and rounded, then the handicap of the better player with HCP factor 3/4 is checked (in our example this would be handicap 17), therefore the handicap lines on the scorecard start with handicap 18, then 1, 2, 3, and 4.

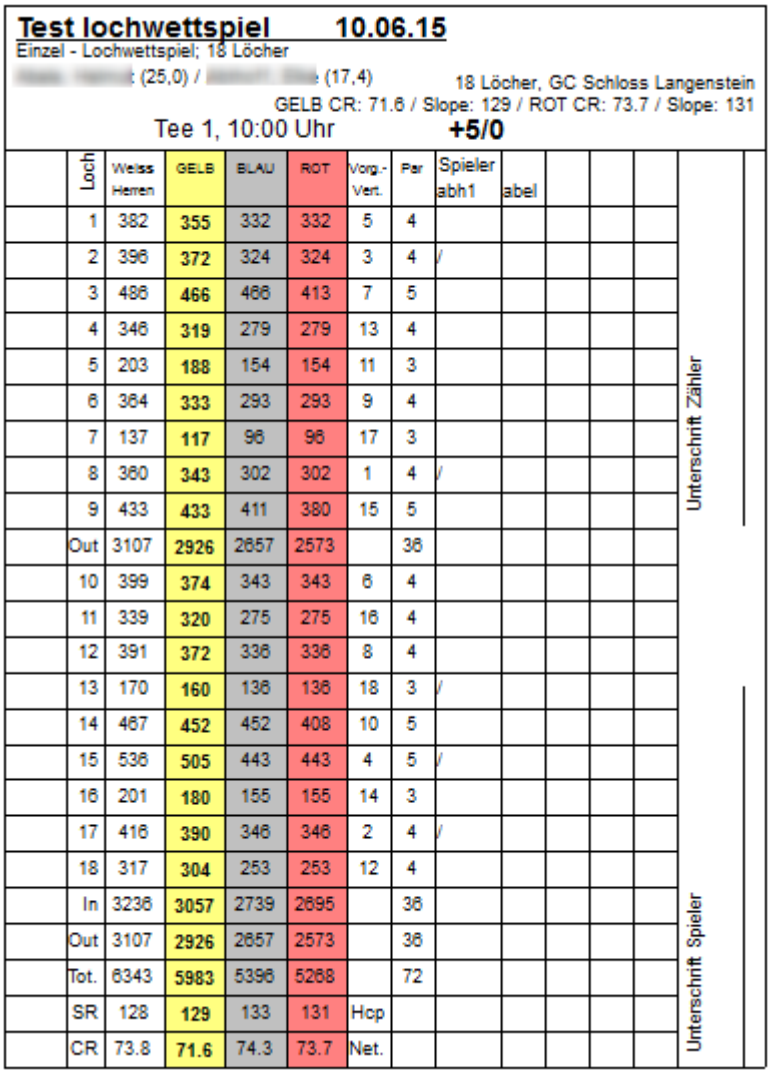

Test lochwettspiel **10.06.15**

Einzel - Lochwettspiel; 18 Löcher

[redacted] (25,0) / [redacted] (17,4)

18 Löcher, GC Schloss Langenstein

GELB CR: 71.6 / Slope: 129 / ROT CR: 73.7 / Slope: 131

Tee 1, 10:00 Uhr **+5/0**

	Loch	Weiss Herren	GELB	BLAU	ROT	Vorg.-Vert.	Par	Spieler abh1	abel				
	1	382	**355**	332	332	5	4						
	2	396	**372**	324	324	3	4	/					
	3	486	**466**	466	413	7	5						
	4	346	**319**	279	279	13	4						
	5	203	**188**	154	154	11	3						
	6	364	**333**	293	293	9	4						
	7	137	**117**	96	96	17	3						
	8	360	**343**	302	302	1	4	/					
	9	433	**433**	411	380	15	5						
	Out	3107	**2926**	2657	2573		36						
	10	399	**374**	343	343	6	4						
	11	339	**320**	275	275	16	4						
	12	391	**372**	336	336	8	4						
	13	170	**160**	136	136	18	3	/					
	14	467	**452**	452	408	10	5						
	15	536	**505**	443	443	4	5	/					
	16	201	**180**	155	155	14	3						
	17	416	**390**	346	346	2	4	/					
	18	317	**304**	253	253	12	4						
	In	3236	**3057**	2739	2695		36						
	Out	3107	**2926**	2657	2573		36						
	Tot.	6343	**5983**	5396	5268		72						
	SR	128	**129**	133	131	Hcp							
	CR	73.8	**71.6**	74.3	73.7	Net.							

Unterschrift Zähler

Unterschrift Spieler

Entering results

You have several options for entering results, and you can also mix them within a tournament, depending on how the players have filled the scorecards of the hole betting game!
You will always see the respective hole competition opponent in the display when you enter the results.

Variant 1 - Total result

As soon as only 1 result, e.g. 2up, is entered for gross, the net field fills automatically (which is not needed). In addition, the opponent's result fields are automatically filled analogue with 2down.

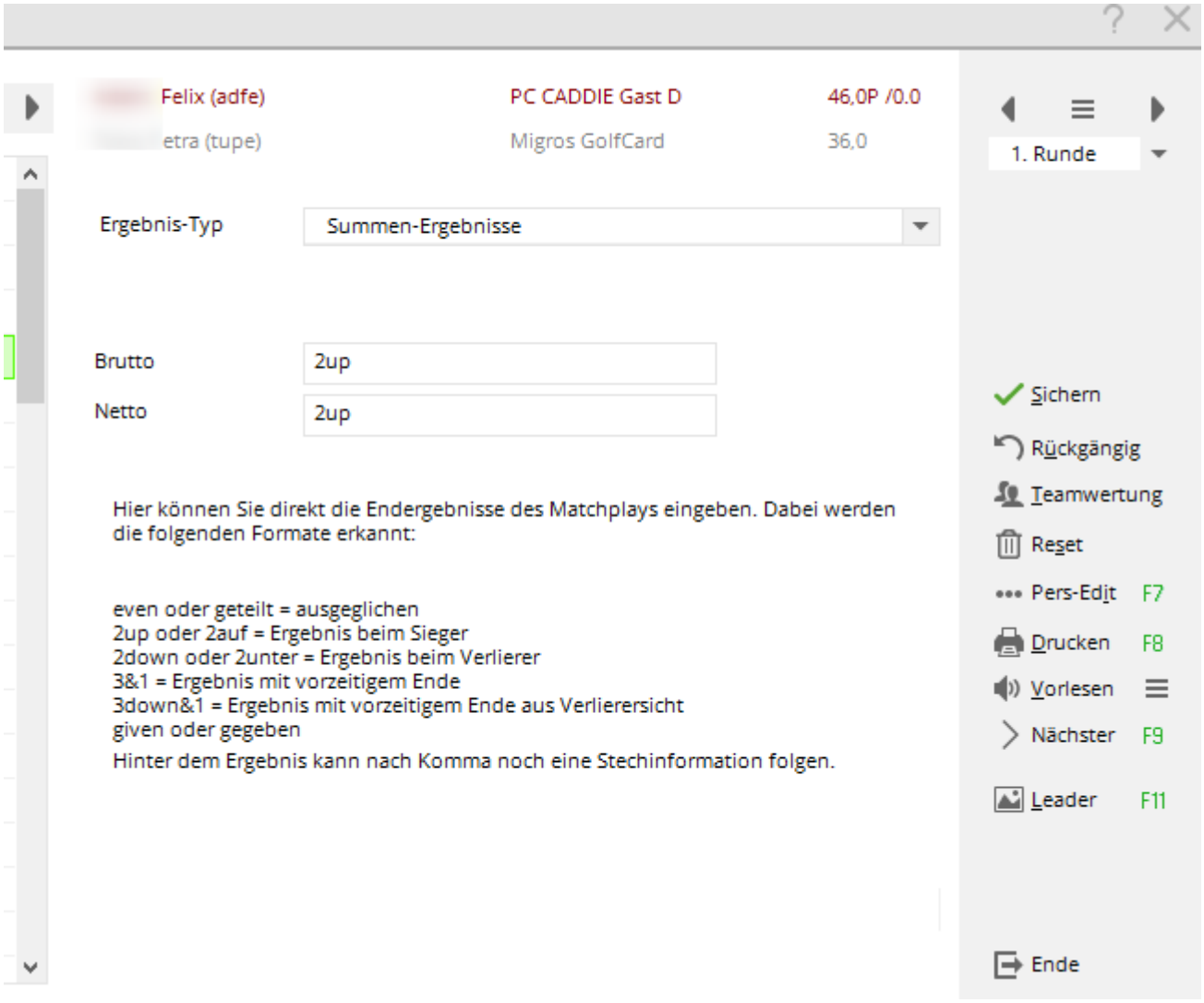

Variant 2 - Hole lost or won

Select „Hole results“ and enter as follows:

- Hole won: +
- Hole lost: -
- Draw: 0 (zero)
- not entered or the game is given as won: given

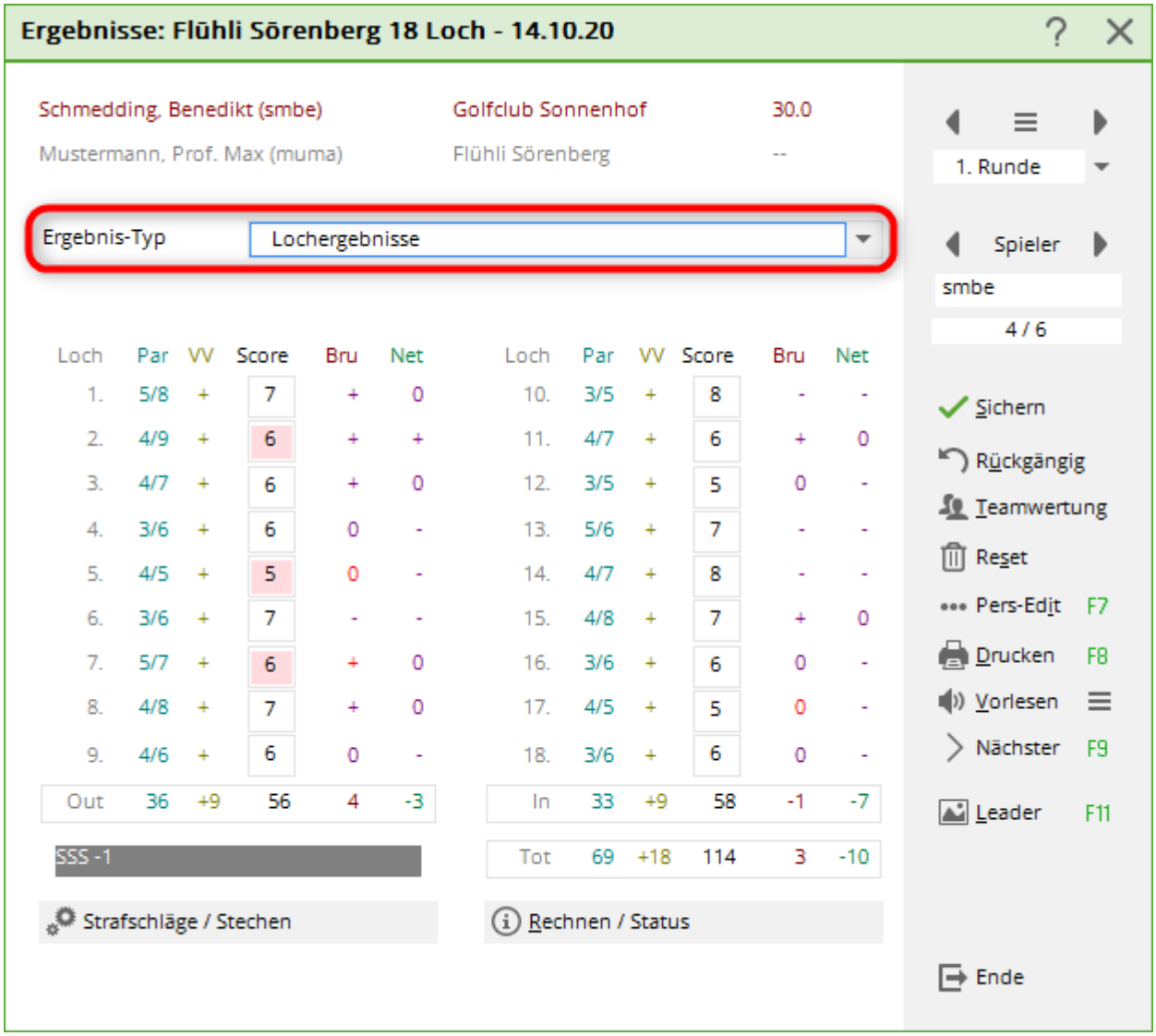

With this variant, too, the opponent's results are filled analogously, if you have entered a +, the opponent gets a minus on the same hole (only one player can win the hole 😉).\\. You will also see the opponent's score in the par column and the partner's handicap on the respective hole in the „W“ column (if it is shown as a +, the opponent has the shot ahead):

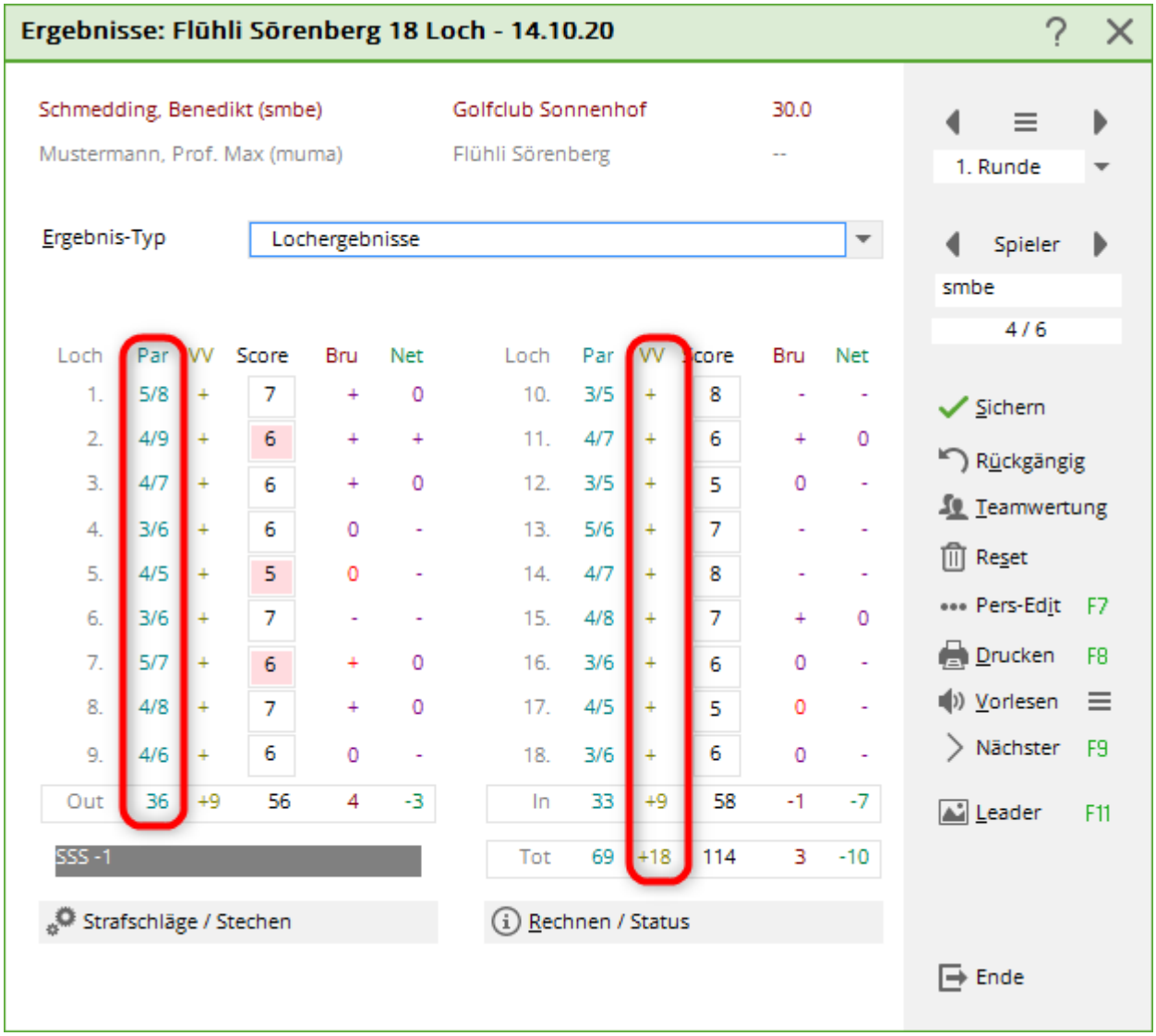

Variant 3 - Entering numbers

With this input variant, the opponent's result is also entered. PC CADDIE then determines who has won or lost the hole from the opponents' numbers and scores. If the result of the 2nd player of the opponents is entered, the par of the hole and the result of the opponent are shown in the „Par“ column: 4/6 (par4/played6)

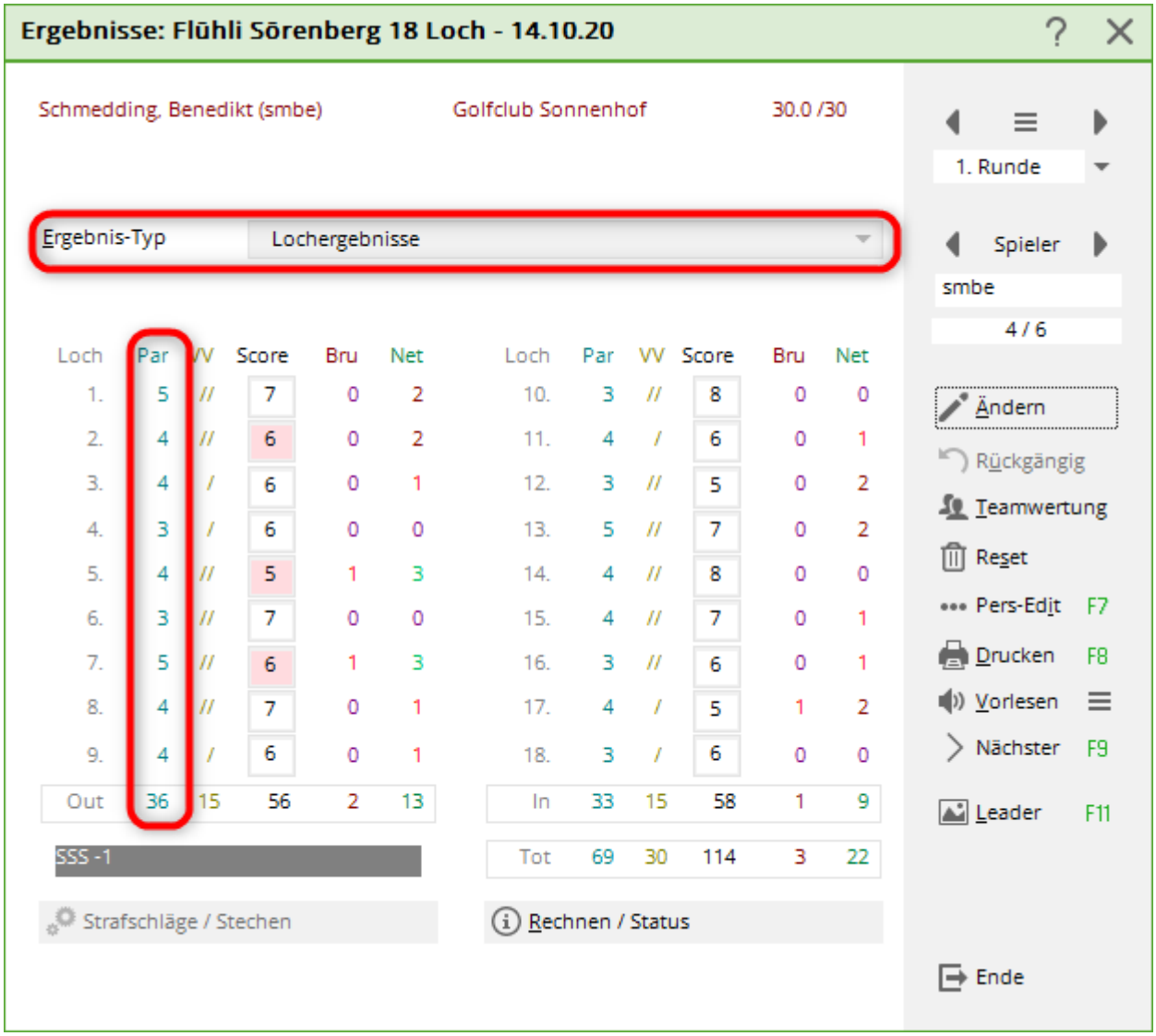

Results player list

Regardless of how mixed the results (above variants) were entered, if you click on the player list, all results are already converted in a standardised way. 4dn&2 means that the player is 4 holes behind the opponent and the last two holes have not been played (no results entered for the last two holes)

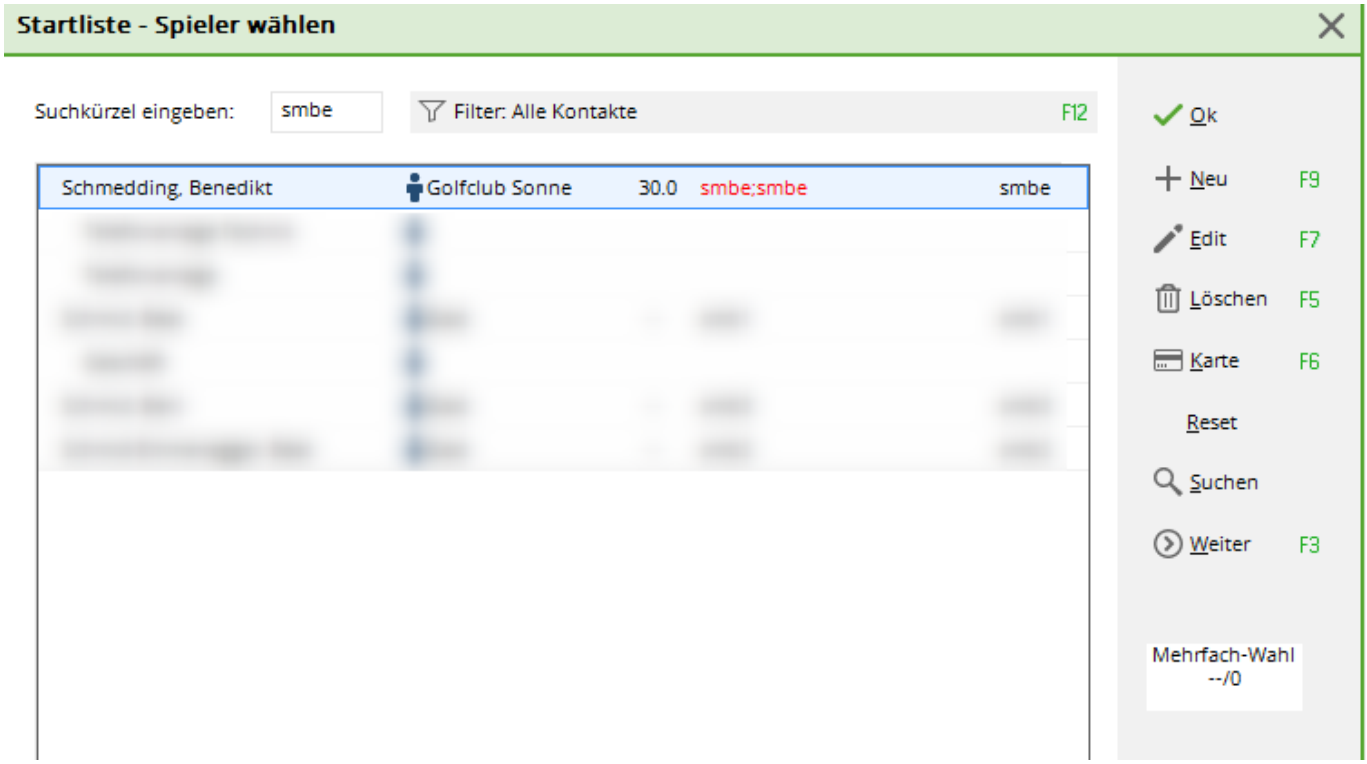

Result list single hole competition

The printed list of results lists the pairs, the winner of the opponents is always printed in bold and is at the top of the list. There is no result for the loser on the list (this is superfluous, if the opponent has won 2up, there is no need to emphasise the analogous losing result of 2down).

Lochwettspieltest - 29.10.2015

Brutto-Ergebnisse

Einzel - Lochwettspiel; 162 Löcher, 1. Runde
Handicap-Faktor: 3/4

1-18 GC Budersand
Herren: WEISS Par: 72 Slope: 139 Course: 74.0
Damen: BLAU Par: 72 Slope: 141 Course: 76.9

Stand: 15.01.16, 17:08 Uhr

Pl.	Name, Vorname	Information	Hcp.	Resultat
1	[redacted]		**37/51,0**	**6up**
	[redacted]	Hetzenhof, GC	26,2/34,0	
2	[redacted]	**Ausland-Gast**	**10,5/15,0**	**6up**
	[redacted]	Langenstein	10,5/18,0	
3	[redacted]	**Hubbelrath, GC**	**5,9/12,0**	**4&2**
	[redacted]	Dreihof, GC Landgut	10,7/15,0	
4	[redacted]	**Langenstein**	**3,9/ 7,0**	**4up**
	[redacted]	Sagogn	0,0/ 2,0	
5	[redacted]	**HH Hittfeld**	**2,2/ 5,0**	**4up**
	[redacted]	Wittenbeck	2,8/ 5,0	
6	[redacted]	**Ennetsee**	**4,2/ 7,0**	**4up**
	[redacted]	VcG	4,9/ 8,0	
7	[redacted]	**Hohwachter Bucht**	**13,6/19,0**	**4up**
	[redacted]	Pforzheim, GC	17,7/27,0	
8	[redacted]	**Fulda Rhön, GC**	**13,9/19,0**	**4up**
	[redacted]	Langenstein	12,5/20,0	
9	[redacted]	**ASG GolfCard Migros**	**21,6/21,0**	**4up**
	[redacted]	Steisslingen, GC	23,6/34,0	
10	[redacted]	**Rheine/Mesum, GSC**	**34,5/44,0**	**3up**
	[redacted]	Schönenberg	26,2/38,0	

Result list team ranking

You can also assign teams at any time and print the print the team ranking. The team ranking is printed below.

Lochwettspieltest - 29.10.2015

Brutto-Teamwertung

Einzel - Lochwettspiel; 162 Löcher, 1. Runde

1-18 GC Budersand | Herren: WEISS | Par: 72 | Slope: 139 | Course: 74.0
Damen: BLAU | Par: 72 | Slope: 141 | Course: 76.9

Stand: 20.04.18, 10:15 Uhr

Nr.	Rd.	Name, Vorname	Information	Hcp.	Resultat
1.	-	**Team 1**			**3.5**
	1	[redacted]	Sagogn	0,0/ 0,0	4down
			HH Hittfeld	2,3/ 3,0	4up
			Ennetsee	4,2/ 5,0	4up
			Dreihof, GC Landgut	10,7/ 5,0	3up
			Sagogn	0,0/ 0,0	even
2.	-	**Team 2**			**1.5**
	1	[redacted]	Langenstein	3,9/ 5,0	4up
			WINSTONgolf	2,8/ 3,0	4down
			VcG	4,9/ 5,0	4down
			Hubbelrath, GC	5,9/ 5,0	3down
			Lärchenhof, GC Gut	8,3/ 5,0	even

PC CADDIE 2018 © 1988-2016 PC CADDIE AG — Golfclub Sonnenschein e.V., Remagen

Annual Matchplay - Tree on the Internet

Customers who work with the PCCADDIE:::Online Tournament Management can put matchplay results online as a tree view (after the PICTURE there are further tips for creating a tree):

finished display example

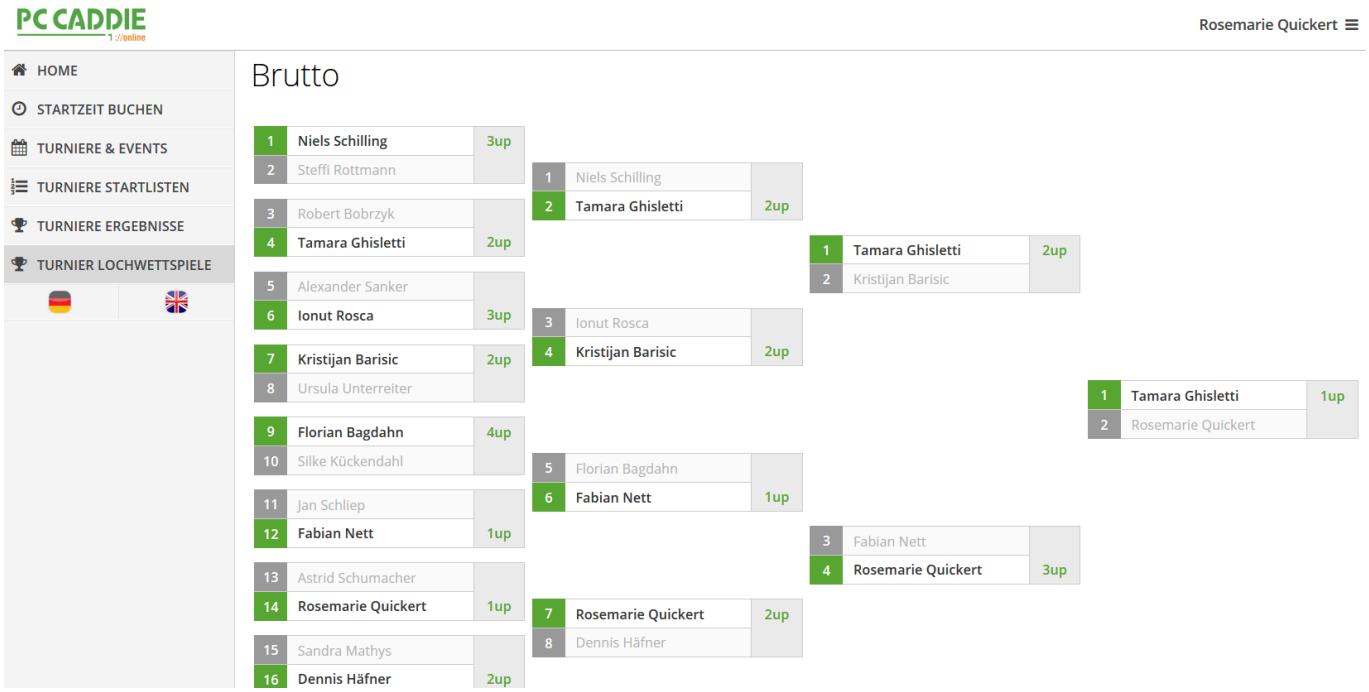

Publication matchplay tree

The menu item „Matchplay“ in the tournament calendar can be activated on request. To do this, please contact PC CADDIE online support support@pccaddie-online.de

When the results list is published, the tournament will be displayed under „Matchplay“. After entering the results, you must update the tournament ONLINE each time (Internet + OK). Please note that the „Matchplay results display“ must also be activated under Internet.

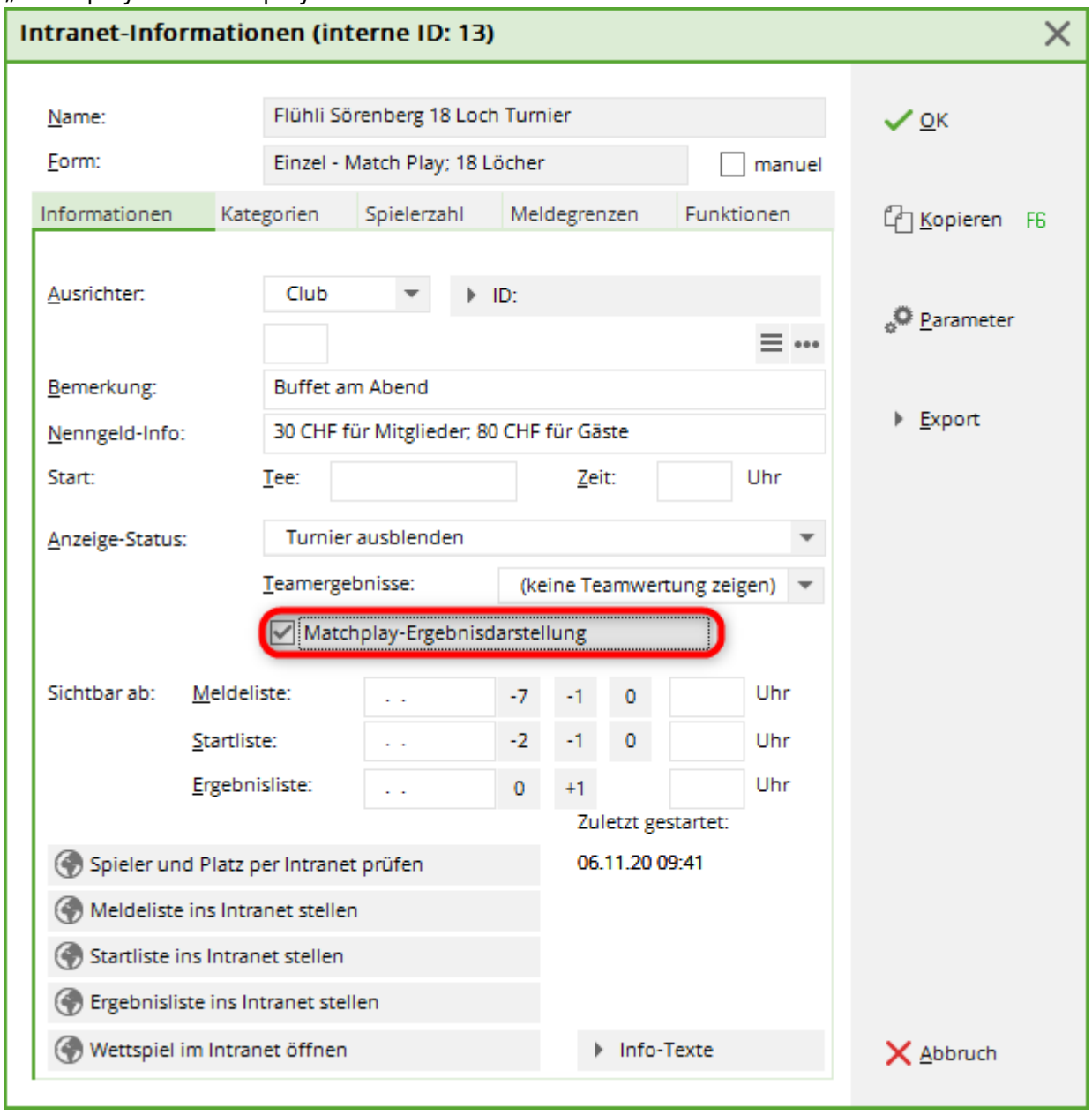

Create matchplay

Create a match with the appropriate number of holes: with 16 players 72 holes for 4 rounds, with 32 players 90 holes for 5 rounds, etc. Set the type of game to SINGLE and the counting method to MATCH PLAY.
For the date, enter the start date of the round on which all pairs must have played (just as your players are used to).



Show 1st round start list online

Create a start list with start times in games of 2. This is important so that the BAUM can be created on your homepage.
You can also use it to print a scorecard for the players. The players can still arrange to play individually (as is usual in annual match play).

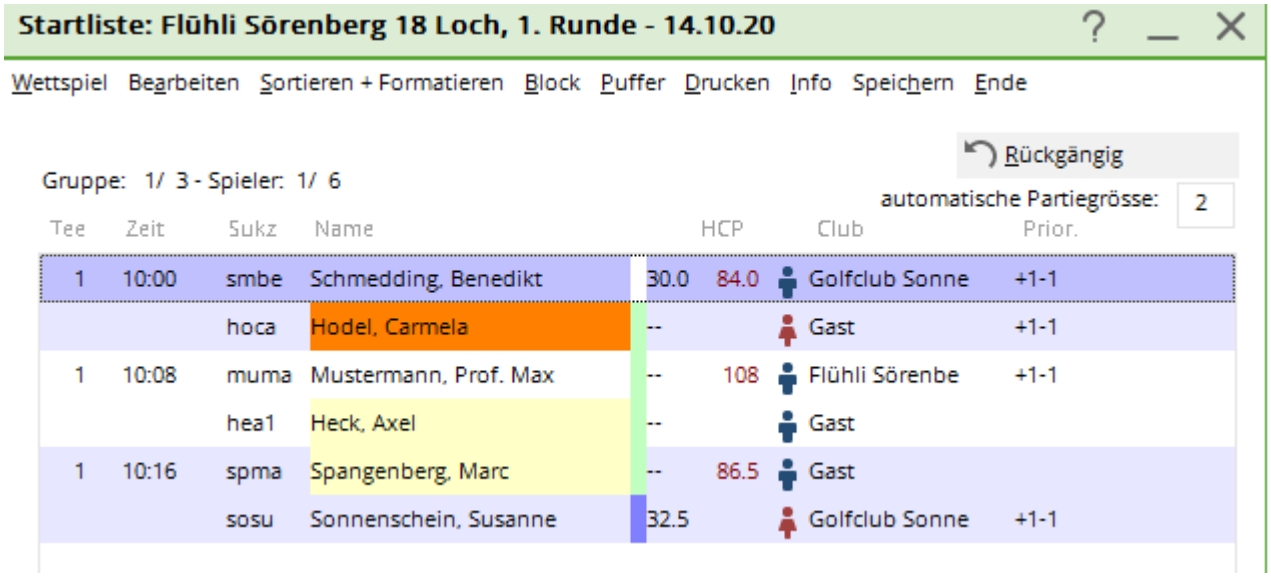

If you want to ***display the start list online*** you can do this by transferring the RESULTS LIST (even if still without RESULTS) and then activating the „E“ in the tournament administration (must be blue):

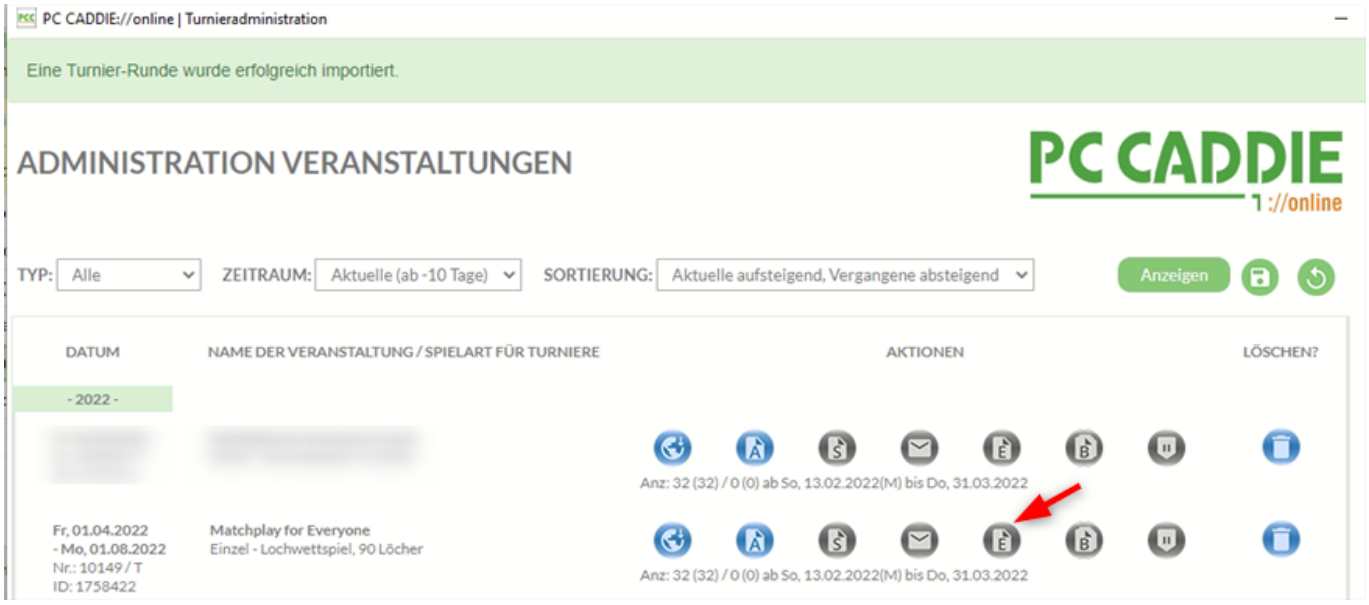

SMS for pairings

If you want to send SMS messages to the players about the pairings, be creative. It makes little sense to switch off the information about the (provisional) start time, because at the next hole competition CLUB may be playing against CLUB and you need the start time in the SMS.
If you keep the text short (the example is almost too long, because the names of the two players in the pairing should still be given), it could go like this:

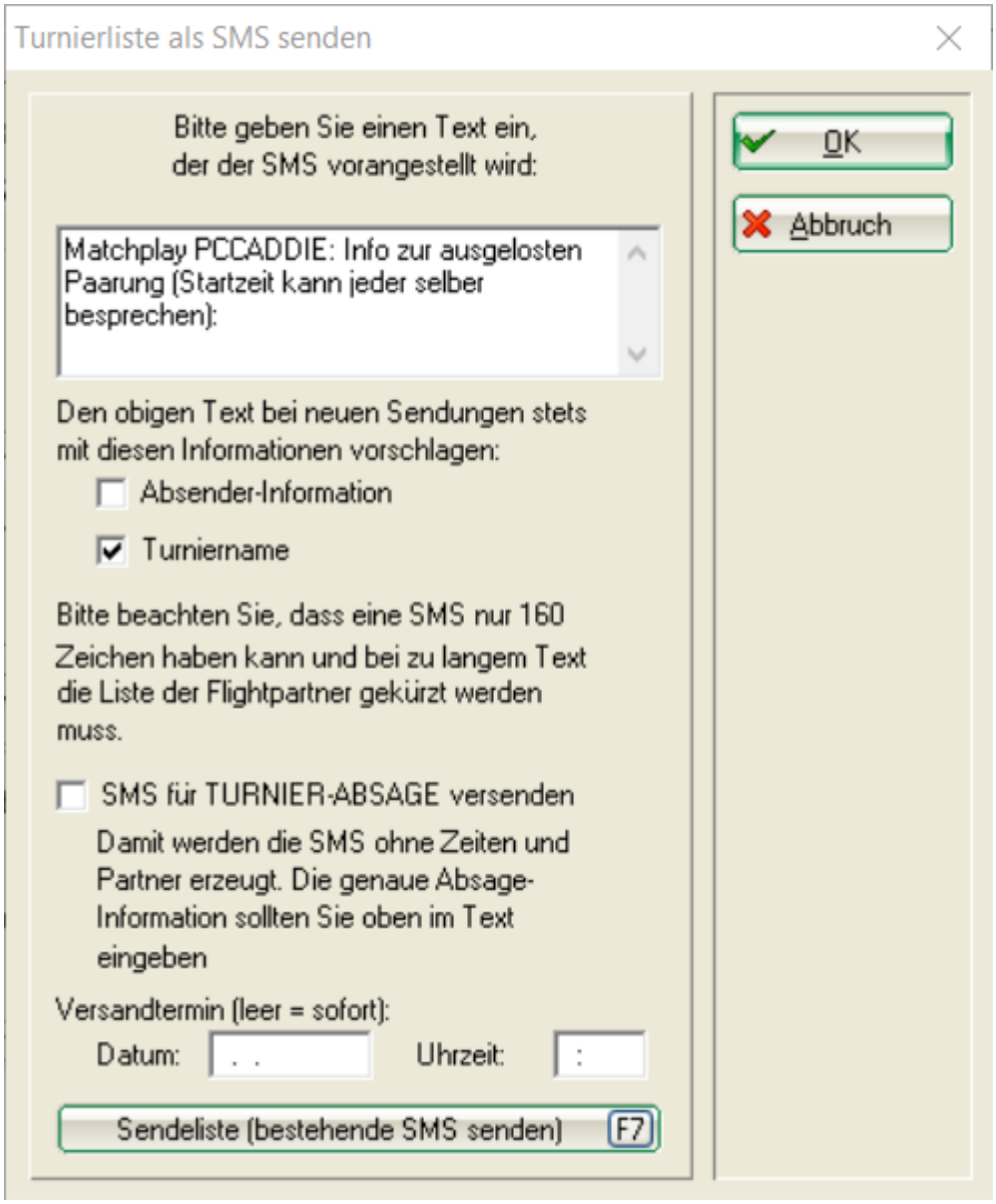

Enter 1st round results

Read under: Enter hole competition results
Whenever you have entered results, transfer the competition to your homepage so that the tree fills up bit by bit.

Start of the following rounds

As soon as all the results of the 1st round have been entered, you can use the **_cut function_ **to load the matchplay winners from the 1st round into the 2nd round.

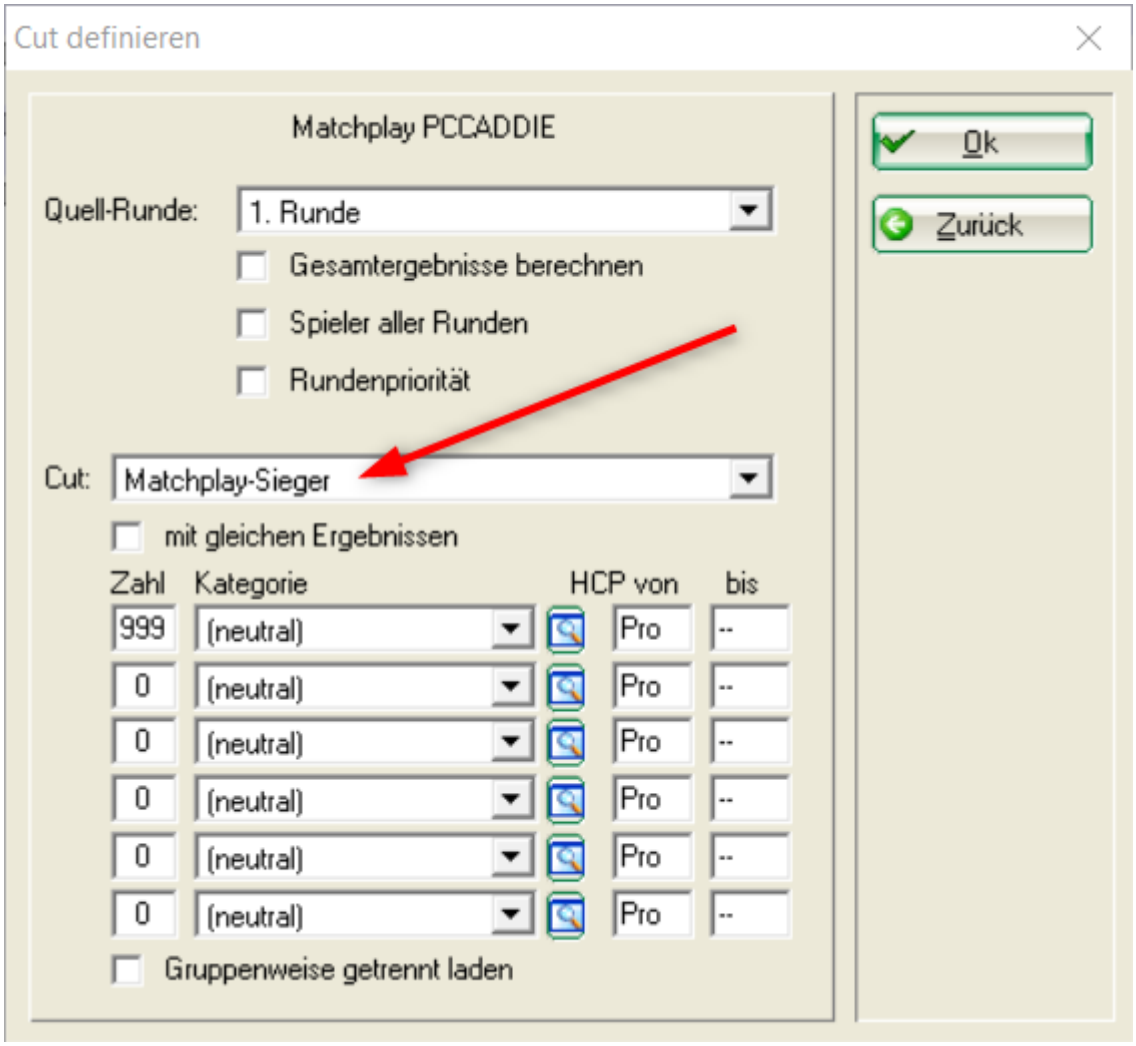

If you want to create a start list for the 2nd round, simply leave the order of the players as they were loaded, which corresponds to the „tree display“. If you no longer wish to create a start list for the subsequent rounds, this is also possible. It is sufficient if you enter the results correctly. The pairs that have to play against each other are determined by the start list of the 1st round and the results entered.

For the online display, you must create a start list for each round (then also transfer with Internet + okay).

Hole betting game VIERBALL and FOUR

The evaluation is not supported for hole competition games with 2 individual results per pair of players! Here you can only print scorecards !!! This applies to the four-ball (and the aggregate).

The classic foursome, foursome selection drive and capman foursome can be analysed as a hole competition.as there is only 1 result for each player pairing!

A ***tree representation*** is currently not possible with foursomes (all forms of play) (as of March 2024)