

Tournament on the Internet - Switzerland

Online Tournament Management

With our PC CADDIE module „Tournament Online“, which is integrated directly into your own homepage, competitions can be booked and displayed online. Bookings are made in real time and are entered directly into your PC CADDIE.


Read more here: [PC CADDIE://online Tournament calendar](#).

Or see for yourself live: [PC CADDIE://online Tournament management: Gut Heckenhof](#)



Post tournament on the intranet

The screenshots and details for SwissGolfNetwork and Swiss Golf are described below. Swiss clubs that only transmit to Swiss Golf can also read at [Tournaments on the Internet International](#)

The button **Internet** button and its functions. In the main screen of the individual tournaments, you can use the button  button to define which information and registration options are to be published on Swissgolfnetwork and when.

Tournament information

Behind the tab **Information** tab you will find tournament information which can be displayed in the Swissgolfnetwork.

Intranet information (internal ID: 29)
✕

Name:
Form:

OK

Information
Categories
Number of players
Entry limits
Functions

Copy
F6

Host:

Export

Remark:
Entry fee info:

Intranet-Import

Start: Tee: Time: o'clock

Display status:

Team results:

Visible as of:

Entry list: o'clock

Start list: o'clock

Results: o'clock

Last performed:

Check players and course in Intranet

Publish entry list in Intranet

Open competition in Intranet

Info text

Cancel

1. Note the option here to select whether the tournament is organised by the club or is an official Swiss Golf competition.
2. Enter the required information and entry fee details.
3. Define the tournament start and the tee(s) from which the tournament will start.
4. The display status is used to define whether or not a competition is published on the Internet. Start and result lists must still be uploaded as usual after creation. A tournament that has been assigned a display status will be uploaded to the Internet during the next intranet synchronisation.
TIP The selected display status also applies to the display on a self-service terminal.
5. Please note the option of making the betting game loadable for other clubs.
6. Check the handicaps of guest players via the Internet. The handicap check will be automatically suggested by PC CADDIE at the latest when you print your scorecard.

www.pccaddie.com

gedruckt am: 2025/12/23 18:42
2 von 17

Categories

In the tab **Categories** tab defines which groups of people are allowed to register for the competition. In particular, you can also select AK30 or AK50 directly here.

- In the Categories tab, select which gender and age groups are allowed to participate in the tournament. You can also tick several boxes, e.g. all age groups from adult to AK65!
- If the **age cut-off date** is empty, the year of birth is decisive. If the players should have reached this age by the day of the tournament, enter the date of the tournament in the age cut-off date!
- If the tournament rules require that a certain number of qualifying rounds must be completed, enter this here as well. PC CADDIE then checks whether the results are available in the current year when you register for the tournament. If this is not the case, PC CADDIE checks whether the required number of handicap-effective results are available in the previous year. There is no addition over 2 years. The required number of rounds must be available in a calendar year. The setting also affects the [results input](#)!

Intranet information (internal ID: 29)

Name:
Tournament name
Form:
Single - Stableford; 18 Holes

Information
Categories
Number of players
Entry limits
Functions

Registration categories:

Gender only:
☒ Female
☒ Male

Age groups:
☒ All

☐ Children (AC12)
☐ Children (AC14)
☐ Juniors (AC16)
☐ Juniors (AC18)
☐ Adults
☐ AC30
☐ AC50
☐ AC65
☐ Other age classes:

Men from
to
Women from
to

Age cutoff:
. .
(empty = conventional year)

Maximum club registrations:
0

For net prizes, only players with this minimum number of
Hcp-effective results for last year:
(no minimum requirement)

OK
Copy
Export
Intranet-Import
Cancel

Define the restrictions for registrations here as required.

* AK12 = all up to 12 years

- AK14 = all from 13 to 14 years
- AK16 = all from 15 to 16 years
- AK18 = all from 17 to 18 years
- Adult = all from 19 to 29 years (is shown in Mygolf as ladies/men, even if ONLY male is ticked, please use other age groups for men, for example!!!)
- AK30 = all AB 30 years to 49 years
- AK50 = all AB 50 years to 64 years
- AK65 = all AB 65 and older
- other age groups = flexible

TIP These settings apply to both online registrations and on-site registrations. While registration via the Internet is not possible for persons outside this definition, it is still possible to book locally at the

secretariat after confirming a warning.

Number of players

About the tab **Number of players** tab is used to specify the number of participants and the number of possible online registrations.

However, waiting lists are not supported by Swiss Golf-INTRANET (as of September 2017)

The number of people on the waiting list is only determined with [PC CADDIE://online](http://PC_CADDIE://online) Tournament is supported.

Information | Categories | **Number of players** | Entry limits | Functions

Total participants: Max. total: 1
incl. guests:

The following number of participant spots is reserved for
Internet registration an cannot be booked onsite

Internet registration: Max. total: 2
incl. guests:

Waitlist: Max. total: 3
incl. guests:

Allow these guests: 4
 5

☐ A start preference can be entered with the registration
☐ Single players may enter foursomes
☐ Enable cancellation of entry via Intranet

1. Define here whether the betting game is an internal or a public tournament. You also define here which group of people is accepted as a guest and how many players are allowed to register in total or via the Internet.

Make very sure that the required fields are filled in correctly. PC CADDIE transfers exactly the information that has been entered.

Various scenarios:

Internal club tournament Total participants - Define maximum number of participants / Of which guests → 0

Define how many reservations can be made via the Internet

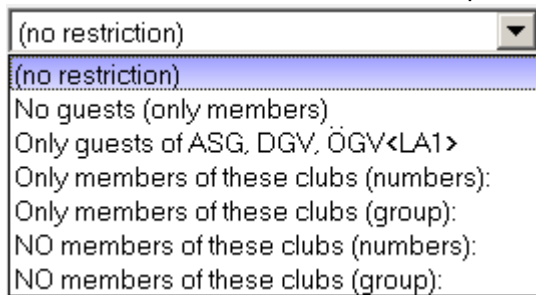
Beware of overbooking.

Open tournament with participation of members of other Swiss Golf Clubs (incl. Swiss Golf Card ASGI and ASG Golfcard Migros) Define maximum number of participants. If theoretically ALL players should be guests, confirm the same number again under „of which guests“.

Define how many reservations can be made via the Internet
Beware of overbooking.

2. Make sure that the number of registrations via the Internet does not exceed the total number of participants.
3. Define how many people are on the waiting list.
4. Define which group of people you allow as guests.

TIP The selected colour also corresponds to the familiar display colour on Swissgolfnetwork.



A screenshot of a web form's dropdown menu. The menu is open, showing a list of options. The first option, "(no restriction)", is highlighted in blue. Below it are several other options: "No guests (only members)", "Only guests of ASG, DGV, ÖGV<LA1>", "Only members of these clubs (numbers):", "Only members of these clubs (group):", "NO members of these clubs (numbers):", and "NO members of these clubs (group):". The dropdown has a small arrow icon on the right side of its header.

5. A tournament with partner clubs can be installed so that only participants from corresponding clubs are allowed to register online:

Total participants - Define maximum number of participants. Define the number of guests.

Define how many reservations can be made online.

Beware of overbooking.

Allow as guests → Only members of these clubs → Define the club number of the participating clubs.

Registration limits

Information	Categories	Number of players	Entry limits	Functions
Entry:	1	from	01.09.16	Time: 10:00 o'clock
		to	25.09.06	Time: 12:00 o'clock
For guests:		from	01.09.16	Time: 12:00 o'clock
Extended entry time for local registration in club (optional):				
		from	..	Time: o'clock
		to	..	Time: o'clock
Lower handicap limit (lowest handicap):			2	
Handicap limit for all entries (highest handicap):			3	36,0
Handicap limit for guests:			4	30,0
Handicap limits for members:	5			
Men:		to:		Women:
				to:
Handicap limits for guests:				
Men:		to:		Women:
				to:
Direct debit for online entries (only Germany)				
Members:		Deactivated		
Guests:		Deactivated		

1. This function allows you to set different registration periods for guests and members. For example, for club tournaments that are not fully booked, guests can also register 3 days before the tournament, etc.
TIP Please also note the function for extending the registration deadline for on-site registrations.
2. For tournaments that have a lower limit (e.g. a PR tournament), set the lowest possible handicap here.
3. For tournaments with an upper limit (e.g. no PR players), set the maximum handicap here.
4. The handicap registration limits for members and guests can also be defined separately.
5. A complete differentiation between members and guests, men and women is also possible.

Restrict as little as possible here. The handicap limit of the main tournament mask is transferred directly to this mask and can be further processed here. Make very sure that the required fields are filled in correctly. PC CADDIE transfers exactly the information that has been entered.

Functions

Intranet information (internal ID: 29)

Name:

Tournament name

Form:

Single - Stableford; 18 Holes

Information

Categories

Number of players

Entry limits

Functions

Last performed:

Check players and course in Intranet

Publish entry list in Intranet

Delete tournament from Intranet

Edit conditions as HTML file

Edit template for these conditions

Refresh entries from Terminal

OK

Copy

F6

Export

Intranet-Import

Cancel

1. Check all guests via the Internet.
2. Delete the tournament from the internet display.
3. Edit the announcement.
4. Synchronise registrations made via the self-service terminal with PC CADDIE.

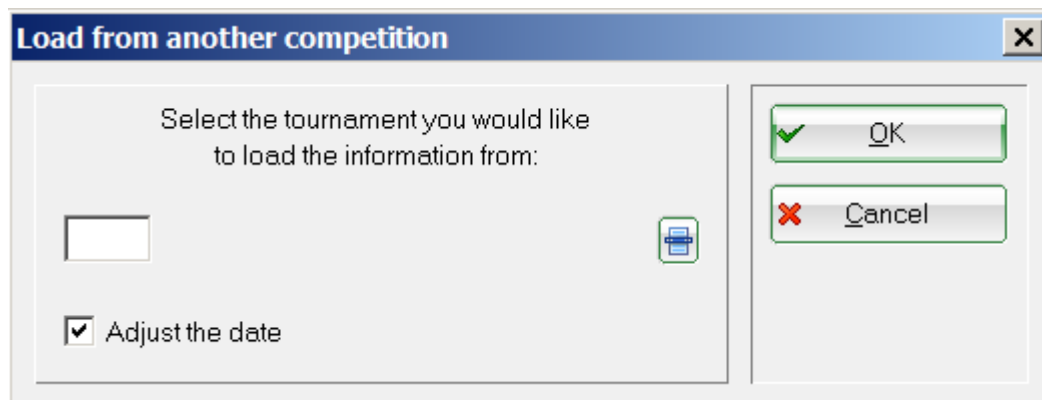
Copy the intranet settings

The settings made can easily be copied from previous tournaments using the copy function.

from previous tournaments. Please also note the option to adjust the registration deadlines in relation to the tournament date, i.e. the data is taken from the source tournament and adjusted according to the current tournament date.

www.pccaddie.com


gedruckt am: 2025/12/23 18:42
8 von 17

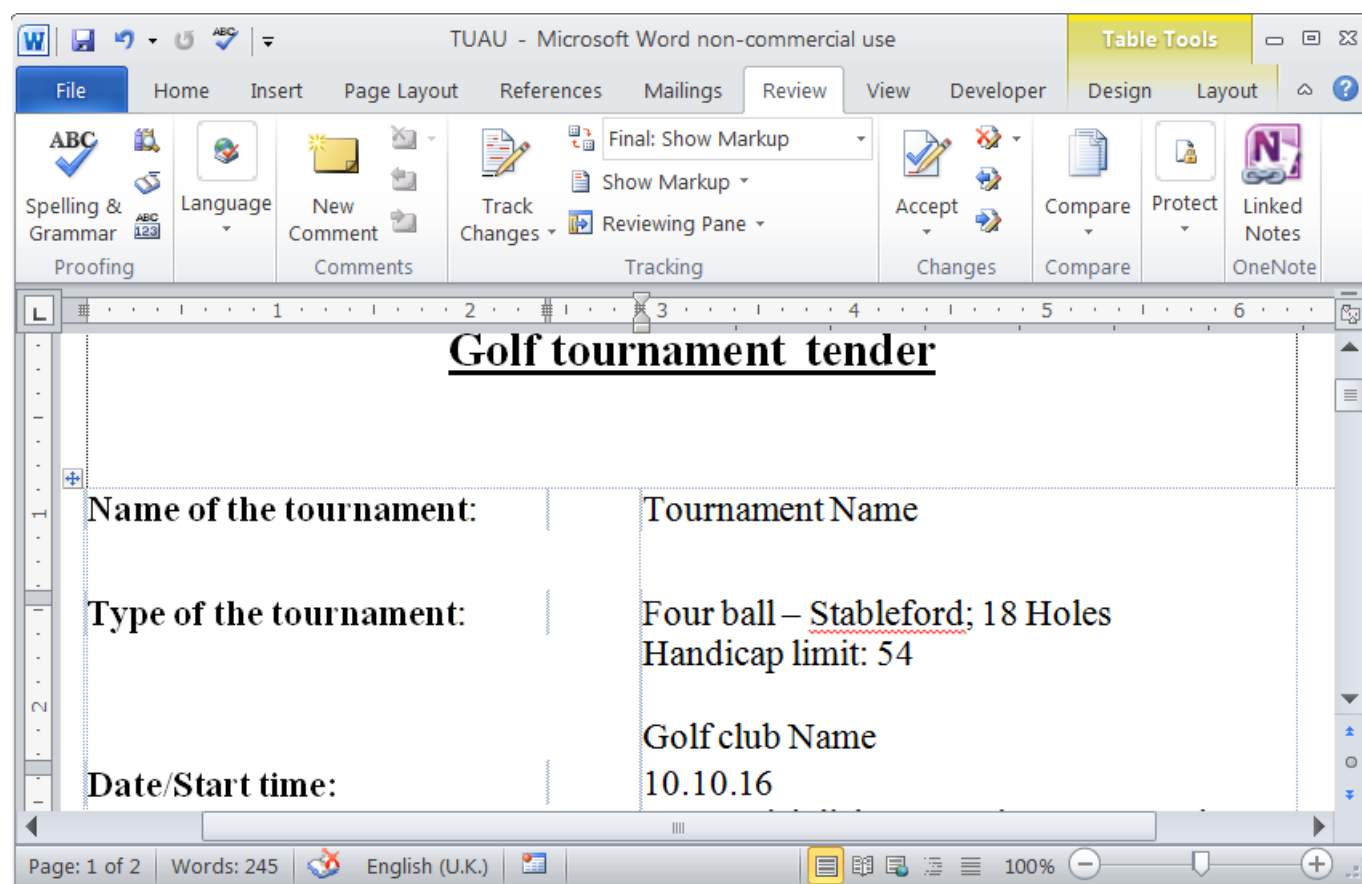


Broadcasting the tournaments

Once the settings are complete, confirm everything with **OK** and then click on the DGV/Swiss Golf/ÖGV button for synchronisation.

Edit invitation to tender

By clicking on  Edit template for these conditions (in the menu **Internet** in the tab **Functions**), a Word document stored in PC CADDIE by default opens, which can be used or customised as a template for the tournament announcement.

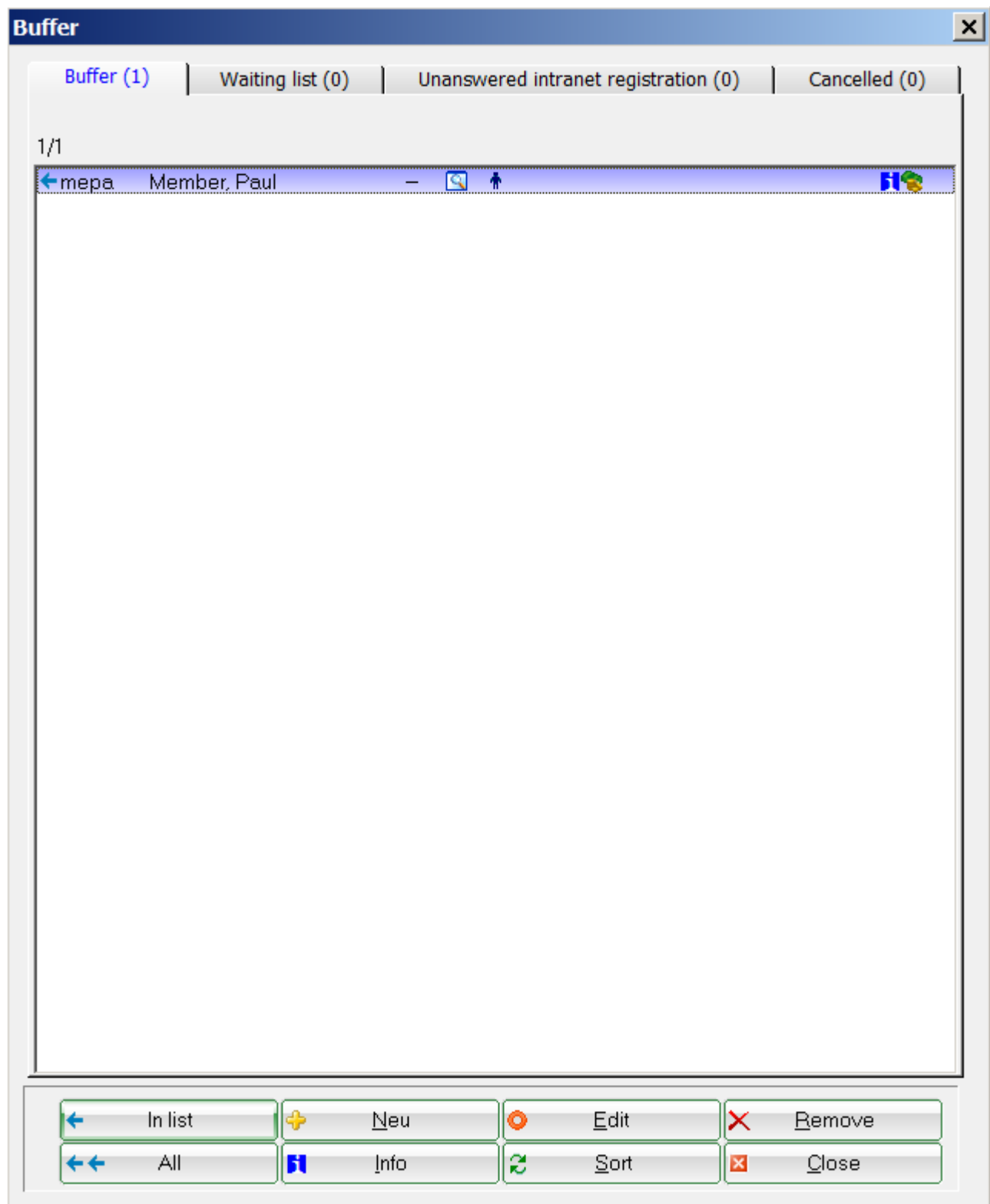


This document is created individually for each tournament and saved in the PC CADDIE main directory

under HTML. The idea behind this invitation to tender is to keep the documents standardised and make them available directly for printing.



Online registration

A player can register online in a club for a corresponding tournament. To do this, they need their association number and password. This can be found in the club login of the respective club. Once a registration has been made, it is retrieved directly into the buffer of the respective tournament during the next intranet synchronisation of the club and can be added to the tournament from there.



The blue „i“ behind the person shows how and when the person in question registered for the tournament.

Player Information [X]



Player: Member, Paul  

General | Options | Entry Fee | Team | **Data File**

Datafile number:

Entry date: Entry time:

Entry info:

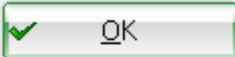
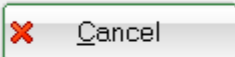
Registered by:  

☒ Internet registration

Del. date: Del. time:

Del. info:

Requested starting time:

An entry is also created in [CRM\DMS](#) .

Info: 12					
Memo	ToDo	Contact person	Contact	General overview	Correspondence E-Mail Changes to the data Search
✓15.06.16	13:06	TERM	Discuss membership status / 15.06.16-16:41-test: / -----		
✓16.06.16	21:10	TURAN	OK:Project Competition / Sie wurden erfolgreich angemeldet. / Member, Paul		
✓16.06.16	21:23	TURAB	OK:16.06.16 Project Competition / CD1 / @TURN:000004-01-1-00000013- 1 0		
✓21.06.16	16:24	TURAB	OK:10.06.16 Testcup / CD1 / @TURN:000001-01-1-00000003- 1 10:08 /		
✓23.06.16	15:16	TURAN	OK:PC CADDIE Cup / Sie wurden erfolgreich angemeldet. / Member, Paul (Mer		
✓23.06.16	20:53	TURAB	OK:23.06.16 PC CADDIE Cup / CD1 / @TURN:000011-01-1-00000017- 1 0:00		
✓20.07.16	12:32	TURAN	OK:PC CADDIE Cup / Sie wurden erfolgreich angemeldet. / Member, Paul (Mer		
✓20.07.16	15:38	TURAB	OK:20.07.16 PC CADDIE Cup / CD1 / @TURN:000015-01-1-00000019- 1 0:00		
✓21.07.16	16:35	TURAN	OK:Gentlemen day / Sie wurden erfolgreich angemeldet. / Member, Paul (Men		
✓28.09.16	09:55	TURAN	OK:3. Jura Cup / Sie wurden erfolgreich angemeldet. / Member, Paul (Membe		
✓28.09.16	09:55	TURAN	OK:1. Jura Cup / Sie wurden erfolgreich angemeldet. / Member, Paul (Membe		
✓03.10.16	18:10	TURAN	OK:Tournament name / Sie wurden erfolgreich angemeldet. / Member, Paul (

Putting start and result lists online

Once a start or result list has been finalised, it can be put online. To do this, click in the tournament mask **Print** or select in the menu **Competitions** menu and select the corresponding option. In both cases, you will see the following main screen:

Start list: Tournament name - 03.10.16 [X]

Heading text: Automatic [v] [Edit text]

Order: Start order [v] ☒ Tee-Priority

☒ Main list ☒ Buffer ☐ Waiting list

Details

☒ Gruppe ☒ Tee ☒ Time ☒ Handicap

☒ Info: Gross-Results [v] Def. target times

☐ Time area

from hole 1 0:00 o'clock

to hole 19: 99:59 o'clock

[1. Round] [v]

[Print] [F8]

Internet

SMS

[From-To...]

[Quit]

Via the button **Internet** button now takes you to the settings for the upload. If the guest handicaps have not yet been checked at this point, PC CADDIE will ask you to do this now at the latest:

Check guests' handicap [X]

Do you want to check the handicaps of all guest players before continuing your work with this competition?



You need an Internet connection!

☒ Yes, check ☐ No, do not check

In the following dialogue you have the following options:

Create Internet file


Enter directory and name of the html-file:

Directory:  

File name:


☐ FTP-Upload


Insert a image if you want:

Image file 

Size: % of the page

☒ Upload automatically to the intranet

Tournament Tournament name 

Context: 

Link name:

1

2

3

1. **FTP upload** Upload the list directly via FTP to an appropriate server.
2. **Insert image** Insert an image and define the size of the graphic. This image will be displayed on the list on Swissgolfnetwork.
3. **Display automatically on the intranet** Direct display on the intranet.

PC CADDIE now creates an HTML/XML file, which can then be transferred by clicking on the button **Transfer** button on Swissgolfnetwork.

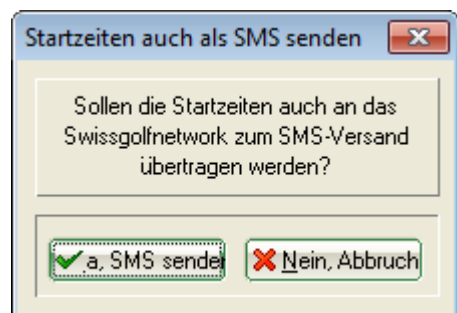
Open HTML-file

Before you save or send the HTML-file, you can open and check it:

The file will be send after you press [Transfer].

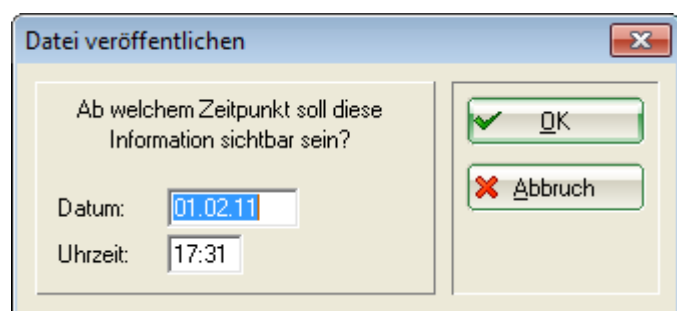
TIP Optionally, you can also open the list in an Excel or Word file to make further edits.

After clicking **Transfer** PC CADDIE now asks whether the SMS (with start time info or result) should be sent directly to the players.








We differentiate between the **SMS subscription, which the golfer takes out directly with Swissgolfnetwork** and the additional module for **SMS dispatch** from PC CADDIE, where the club bears the respective costs.

After sending the SMS, you have the option of defining when the corresponding list should be visible online:



TIP For results lists, it is advisable to enter a later time so that the results are not available until after the publication of the rankings.

If the transfer was successful, the link to the respective list will appear on the Swissgolfnetwork page in the corresponding tournament.

Donnerstag 21.10	2er Scramble - Stableford; 18 Löcher	  
Samstag 23.10	Four Ball Better Ball - Stableford; 18 Löcher	 

Time of visibility

In Switzerland, it is possible to set the time from which a start and result list should be displayed for each tournament in the Intranet Information System (IIS). To do this, select „Tournament“ in the IIS on the left and then click on the desired tournament name. Scroll down accordingly:

Intranet Informations System

Startseite

Clubpersonen

Mitglieder

Handicaps

Turniere

Clubnachrichten

Anlagen

ASG Karte

Turnierinformationen

Turniername (09.06.2015)

Anlage/Platz:	Sonnenschein - Nordplatz
Turnierart:	Einzel - Stableford; 18 Löcher
Handicapwirksam:	Ja
Anmeldungen maximal:	0
Gäste:	Nein
Geschlecht:	Herren und Damen
Altersklasse:	Alle
Runden:	1
Starttee/-zeit:	Tee 1, 09:00 h
Gebühren:	Mitglieder 15.- EUR; Gäste 50.- EUR inklus. Greenfee
Sponsorenturnier:	Nein

Erweiterte Turnierinformationen

Startliste anzeigen:	<input checked="" type="radio"/> Komplettansicht <input type="radio"/> eigener Flight
Meldeliste anzeigen:	<input checked="" type="radio"/> Komplettansicht <input type="radio"/> nur eigener Eintrag
Warteliste anzeigen:	<input checked="" type="radio"/> Komplettansicht <input type="radio"/> nur eigener Eintrag

Diese Einstellungen beziehen sich auf die Anzeige der Startliste, Meldeliste und Warteliste auf golfsuisse + mygolfsuisse

Anzeige Meldeliste:

bitte wählen

Meldeliste anzeigen ab:

TT.MM.JJJJ

Uhrzeit:

HH:MM

Wenn hier nichts eingetragen wird, wird die Meldeliste sofort nach Übermittlung ans ASG-Intranet angezeigt