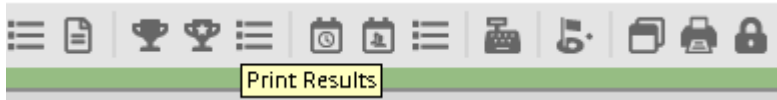


Result list

Directly in the tournament mask on the right via **Print** or under **Tournaments/Print.../Results list** you will find the central function for outputting results. You can also use the button **Print results list** to access this function or via the [price setting](#) of the tournament:

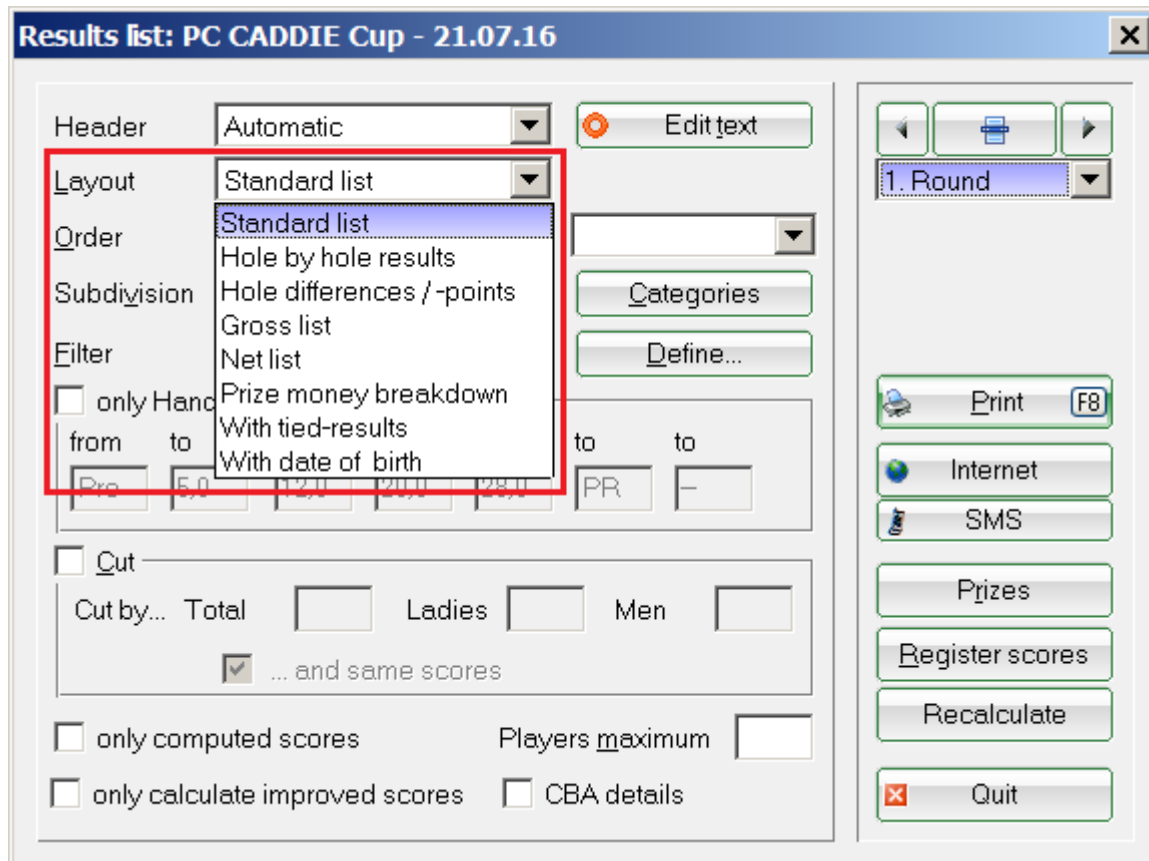


The following window opens:

A screenshot of a software window titled 'Results list: PC CADDIE Cup - 21.07.16'. The window is divided into two main sections. The left section contains several dropdown menus and checkboxes for configuring the results list: 'Header' (Automatic), 'Layout' (Standard list), 'Order' (Net scoring), 'Subdivision' (No separation), 'Filter' (All persons), and a section for 'only Handicap categorie' with a table of score ranges (Pro to 5,0, 12,0, 20,0, 28,0, PR, -). There are also checkboxes for 'Cut', 'only computed scores', 'only calculate improved scores', and 'CBA details'. The right section contains a list of rounds with '1. Round' selected, and a vertical stack of buttons: 'Print' (F8), 'Internet', 'SMS', 'Prizes', 'Register scores', 'Recalculate', and 'Quit'.

Set results list

At the **header text** you will find the same options as for the [Nennungsliste](#) and the start list. The setting for **Layout** - This determines which information is printed in the results list:



Standard list

All necessary information is printed: gross and net overall result as well as the net difference or the net Stableford points scored as soon as the competition has been completed (handicap-relevant).

The gross column is sorted according to the actual gross points played, the result with CR equalisation is shown to the right. Only the gross winners printed in BOLD are brought to the front of the list, all others remain below according to the original points played
stehen: CR equalisation in gross

In this example, the winner without CR equalisation points has already clearly won with 26 points. However, you can see from the other players that CR equalisation points have been added (right), but have no effect on the sorting; the players remain in the row with the original points played!

Results List

Single- Stableford

Handicap effective competition; handicap limit: 36.0

Provisional results without handicap updating

Championship course Men Standard: YELLOW Par:72 Slope: 132 Course: 71.9
Special: WHITE Par:72 Slope: 132 Course: 74.1
Women: RED Par:72 Slope: 131 Course: 74.1

Stand: 01.08.19, 10:59 Uhr

Pl.	Name, First name	Information	Hcp.	Gross	Net	P/HCP
Gross						
1	1		7,1/ 8	26	34	
	2		10,5/12	25	36	
	3		6,9/10	23 (25)	32	
	4		12,8/15	22	36	
	*		11,6/13	22	34	
	6		11,5/13	21	34	
	*		12,6/17	21 (22)	35	
	8		8,2/ 9	20	29	
	*		13,2/15	20	31	
	*		12,0/16	20 (21)	33	
	*		12,9/17	20 (21)	36	
	*		11,8/16	20 (21)	33	
	*		14,6/19	20 (22)	36	

For information only, if you print older tournament lists: **In 2017 and 2018, the gross column has been expanded to include the additional information of the gross points actually played** if the gross points have been adjusted due to the [CR equalisation in the gross](#) are adjusted. Take a look here: The winner has played 40 gross points, but receives 42 gross points due to the CR equalisation! From 2019, the sorting has changed due to adjustments in CR equalisation, as described above!

Results List

Single – Stableford; 18 Holes

Handicap effective competition

Provisional results without handicap updating

1-18 Men: YELLOW Par:72 Slope: 129 Course: 71.6
Women: RED Par:72 Slope: 131 Course: 73.7

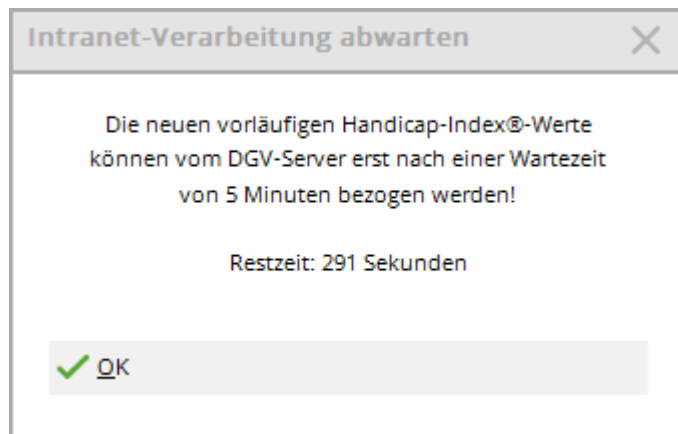
Printed: 22.07.2016, 14:20

Pl.	Name, First name	Information	Hcp.	Gross	Net	P/Hcp
Gross						
1	1	Grand, Club	0,4/ 2	42,40	42	
2	2	Boston, Club	+0,8/+1	37	36	
3	3	Walden, Club	2,1/ 4	36,34	38	
	4	St. Pauli, Club	3,8/ 4	33	37	
	5	Walden, Club	4,1/ 4	32	36	
	6	Walden, Club	4,9/ 5	30	35	
	*	Walden, Club	5,3/ 6	30	36	
	8	Walden, Club	6,1/ 7	29	36	
	*	Walden, Club	4,5/ 5	29	34	
	10	Walden, Club	4,2/ 4	28	31	
	*	Walden, Club	7,8/ 9	28	37	
	12	Walden, Club	10,5/12	27	35	
	13	Walden, Club	11,5/15	26,24	35	
	14	Walden, Club	11,3/15	25,24	36	
	15	Walden, Club	4,1/ 4	24	27	
	*	Walden, Club	11,5/15	24,22	35	
	*	Walden, Club	15,1/17	24	37	

Results list with provisional HCPI

The DGV will create this option from 2022 (from DGV-licensed PC CADDIE version 2022a)!

As soon as you have completed the HCPI-relevant tournament and the results have been transferred to the DGV intranet, you can print the results list with the provisional HCPI after a waiting time of 5 minutes (the DGV server calculates the provisional HCPI during this time). If you want to print too early, PC CADDIE will inform you of the remaining time.



As soon as the DGV Intranet has delivered the provisional HCPI, you can print:

Turnier mit vorläufigem HCPI® **23.02.2022**

Ergebnisliste-WHS® (Netto)

Einzel - Stableford; 18 Löcher
HCPI®-relevantes Turnier

18-Loch Platz Herren: GELB Par: 72 Slope: 139 Course: 71.1
Damen: ROT Par: 72 Slope: 128 Course: 71.7

Stand: 23.02.22, 09:53 Uhr

Pl.	Name, Vorname	Information	Hcp.	Brutto	Netto	GBE/Neu
1	Zwilling, Eva		19,3/ 22	18	35	95/18,7
*	Tester-Anderer, Ernst		17,6/ 21	24	35	94/26,5
3	Tester, Martin		22,0/ 26	9	32	102/21,9
4	von Muster, Marianna Freifrau		-6,8/ -8	37	30	70/-6,8
5	Muster, Max		12,9/ 15	9	21	102/12,9
6	Zwilling, Maria		33,5/ 38	1	15	131/33,5
7	Verheiratet, Frieda		30,3/ 34	0	7	135/30,3
* - Das Gesamtergebnis ist identisch mit dem des Vorgängers. Die Reihenfolge wurde nach dem SWSH des DGV ermittelt!						
GBE: Gewertetes Brutto Ergebnis (Adjusted Gross Score)						
Neu: Vorläufiger neuer Handicap-Index® nach der Runde (unverbindlich)						

PC CADDIE 2022 © 1988-2021 PC CADDIE AG

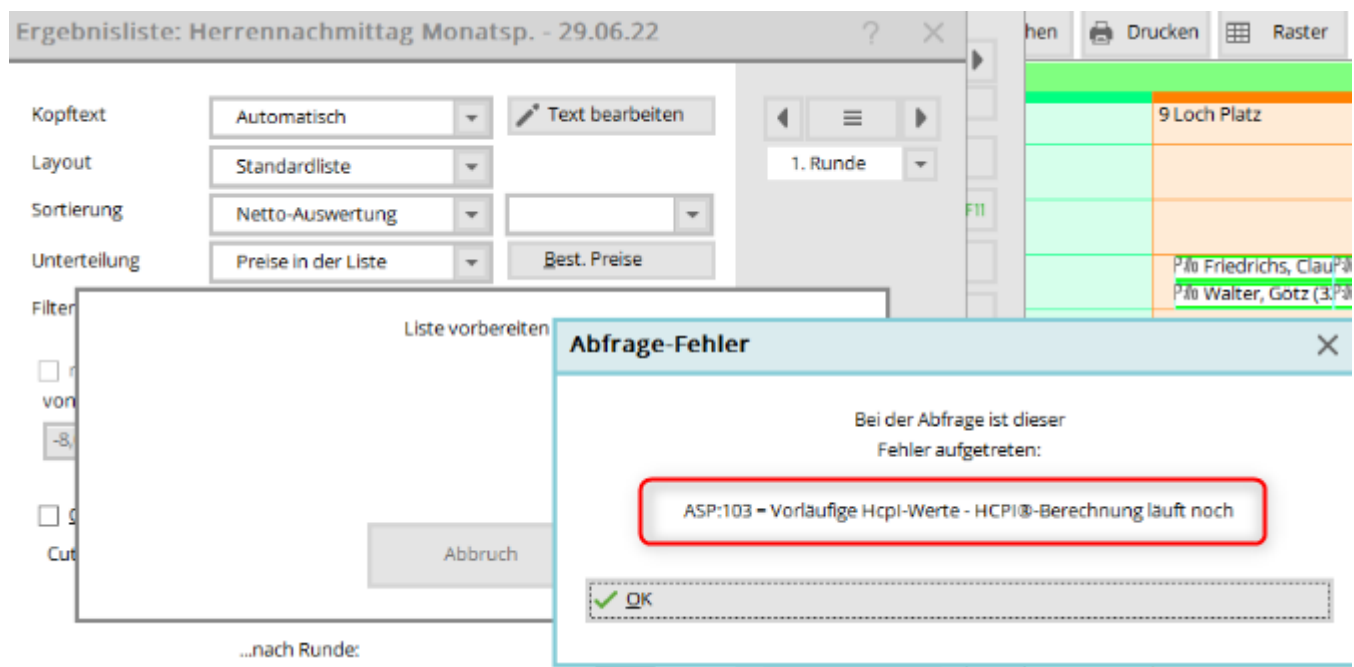
Golfclub Sonnenschein e.V., Remagen

provisional HCPI does not arrive - ASP error?

- In principle, the nightly HCPI calculation on the DGV server works even if there are no provisional HCPIs on the results list.

- In order for preliminary HCPIs to appear on the results list, the HCPI Rel. tournament completion must have been made and transmitted to the DGV (results notifications). With every HCPI-relevant tournament completion, PC CADDIE automatically sends a request to the DGV server to determine the preliminary HCPI for the tournament (even if the tournament completion is repeated, whereby difficulties may arise with the calculation on the DGV server if the same tournament is completed twice in quick succession and therefore 2 requests to calculate the preliminary HCPI arrive on the DGV server).
- **if ASP 103 is displayed instead of the provisional HCPI when the results list is printed:**

ASP 103 here means that the DGV server is still calculating. PC CADDIE therefore receives the message ASP 103 from the DGV server instead of the preliminary HCPI. Normally, with a further minute (or 2 minutes...) of waiting time, the provisional HCPI should then be automatically retrieved from the DGV when the results list is printed and the provisional HCPI would be on the results list.



However, if you still do not receive a provisional HCPI from the DGV server after hours of waiting, we can only recommend that you repeat the tournament again in order to send the DGV server a completely new request for this tournament.

Please enter the reason for the repeated tournament closure:

- **ASP 100 or 101 - possibly undefined error**

- **ASP 8 - the requested data is not found on the DGV server**
- In these cases, you can also perform the award ceremony once without a preliminary HCPI on the results list and refer to the next HCPI calculation on the DGV server, or repeat the tournament completion after further waiting times. A second enquiry can lead to success. However, as already mentioned, too many tournament closures in succession at too short intervals also complicate the calculation on the DGV server. Alternatively, you can email the tournament ID, which you can find under the Internet button, to the DGV and ask why there is a problem sending the preliminary HCPI to PC CADDIE.

Example standard list with WHS

9 holes competition

Here is an example of a result list with WHS (from 2021, the explanatory content is still valid, only in the last column the SPN is omitted from PC CADDIE version 2022a, instead the „provisional new HCPI“ can now be printed):

Netto-Ergebnisse

Einzel - Stableford; 9 Löcher

HCP-relevantes Wettspiel; Handicap-Grenze: PR

C 2021 LTGK (blau)

Herren: gelb
Damen: rot

Par: 36
Par: 36

Slope: 128
Slope: 129

Course: 36.8
Course: 37.9

Stand: 21.04.21, 10:37 Uhr

Pl.	Name, Vorname	Information	Hcp.	Brutto	Netto	SNP/GBE
1		Brodauer Mühle, GC	PR/ 33	1	27	39 /123
2		Lübeck-Travem.	39,0/ 23	8	24	41 /113
3		GC Scharbeutz	19,8/ 12	9	20	37 / 95
4		Lübeck-Travem.	18,6/ 11	8	19	36 / 94
5		Brodauer Mühle, GC	32,4/ 20	2	18	35 /113
6		Lübeck-Travem.	19,8/ 12	6	17	34 / 98
*		Lübeck-Travem.	44,0/ 27	1	17	34 /128
*		Lübeck-Travem.	22,5/ 14	4	17	34 /102
*		Lübeck-Travem.	21,8/ 13	6	17	34 /100
10		Lübeck-Travem.	17,8/ 11	6	16	33 / 97
*		Lübeck-Travem.	22,8/ 15	3	16	33 /105

We take a closer look at the 1st player:

- PR is stored locally in PC CADDIE, this player has no entries in her scoring record yet. She is counted in the same way as a player with HCPI 54!
- SNP are the Stableford net points, which are calculated with a maximum of 3 handicap strokes.
- GBE is the evaluated gross result that is sent to the association via the intranet for the recalculation of the HCPI.
- As we know, 17 points are added to the net points for 9-hole competitions so that the result can be used together with the 18-hole results to determine the handicap for the association.
- Furthermore, the World Handicap System is used to calculate the handicap with a maximum of 3 handicap strokes per hole, which is why our player only has 39 SNP and not 44.
- For the award ceremony, the net points are calculated with all handicap strokes. She has played 27 net points.

Details on the calculation of the 39 SNP:

Ergebnisse: Tiger & Rabbits Saisonr. - 02.04.21

Brodauer Mühle, GC

PR /66

Ergebnis-Typ

Lochergebnisse

Loch

Par

VV

Score

Bru

Net

1.

4

/X

6

0

3

2.

3

/X

4

1

4

3.

5

XX

8

0

3

4.

4

XX

6

0

4

5.

3

XX

5

0

4

6.

4

XX

--

0

0

7.

4

XX

7

0

3

8.

5

/X

8

0

2

9.

4

XX

6

0

4

Out

36

33

60

1

27

129/37,9

Strafschläge / Stechen

Loch

Par

VV

Score

Bru

Net

10.

11.

12.

13.

14.

15.

16.

17.

18.

In

0

0

0

0

0

Tot

36

33

60

1

27

Rechnen / Status

1. Runde

Spieler

jai3

29 / 29

Ändern

Rückgängig

Teamwertung

Reset

Pers-Edit F7

Drucken F8

Vorlesen

Nächster F9

Leader F11

Ende

- The player starts with a course handicap of 33 based on 9 holes.
- She therefore has 4 handicap strokes on 6 holes.
- She receives 22 points for the SNP (see addition in the following list) plus 17 points equals 39 points:
- Hole 1 - 3 points
- Hole 2 - 4 points
- Hole 3 - 2 points (calculated with 3 handicap strokes)
- Hole 4 - 3 points (calculated with 3 handicap strokes)
- Hole 5 - 3 points (calculated with 3 handicap strokes)
- Hole 6 - 0 points (a cancelled hole also results in 0 points with 3 handicap strokes)
- Hole 7 - 2 points (calculated with 3 handicap strokes)
- Hole 8 - 2 points
- Hole 9 - 3 points (calculated with 3 handicap strokes)

Details on the calculation of the GBE 123 for the above player (AGS - Adjusted Gross Score; GBE - Weighted Gross Score) Bruttoergebnis):

Addition of the gross strokes of the holes played, hole 6 is calculated with 9 strokes for the AGS/GBE (par 4 + 5 as no HCPI was available at the start), resulting in 59 for the 9 holes played

The result is added to an 18-hole AGS/GBE as follows:

+Par (for the second half) +Hcp (for the second half) +1 (plus 1 because only 17 points)

⇒ **So +36+27(54:2)+1 = 64** ⇒ AGS/GBE therefore a total of 59+64 = 123

Please also read page 46,47 and also page 49 of the HCP rules (licensed for the DGV)

18 Löcher Course Handicap **auf Grundlage der 9 gespielten Löcher:**

$$\begin{array}{|c|c|c|c|c|} \hline \text{HANDICAP INDEX} & \times & \text{9-LÖCHER SLOPE RATING} \div 113 & + & \text{2 X 9-LÖCHER COURSE RATING} - \text{2 X 9-LÖCHER PAR} \\ \hline 14.2 & & 126 \div 113 & & (2 \times 36.0) - (2 \times 35) \\ \hline & & & = & 18 \\ \hline \end{array}$$

This can result in a difference in the course HCP when filling up to an 18-hole result (the course HCP is not necessarily 2x the 9-hole course HCP but can differ by 1, especially with odd specifications on 9 holes (depending on the details of the individual player data). VGL Course Rating Table for 2x9 holes course (e.g. AA course to 9 holes A course)

This also changes the GBE by 1

To summarise for the player above:

39 net are 3 strokes underplayed (HCP played would be 36)

123 AGS/GBE are also 3 strokes underplayed, based on the „neutral net par AGS/GBE“, because that would be par+maximum_prescription_for_18_holes: 72+54 = 126

Hole results

All hole results are displayed, par results are normalised, *better than par in italics* and results worse than par are underlined are shown underlined:

Net results

Single – Stableford; 18 Holes

Handicap effective competition

Provisional results without handicap updating

Men: YELLOW

Par:72

Slope: 130

Course: 69.3

Women: RED

Par:72

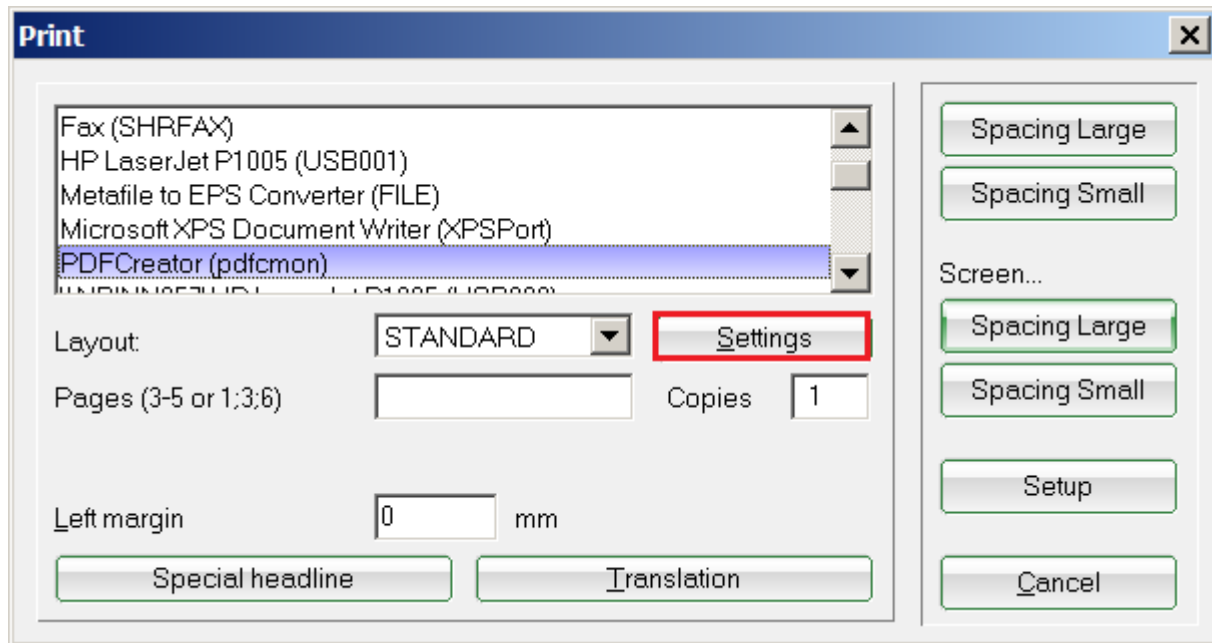
Slope: 128

Course: 72.7

Printed: 22.07.2016, 14:45

Pl.	Name, First name	Club	HCP.	1.	2.	3.	4.	5.	6.	7.	8.	9.	10.	11.	12.	13.	14.	15.	16.	17.	18.	Gross	Net
1	Quickert, Rosemarie	GC Sonnenschein	38	<u>6</u>	<u>6</u>	<u>6</u>	<u>6</u>	<u>6</u>	<u>6</u>	<u>6</u>	<u>6</u>	<u>6</u>	<u>6</u>	<u>6</u>	<u>6</u>	<u>6</u>	<u>6</u>	<u>6</u>	<u>6</u>	<u>6</u>	<u>6</u>	7	42
2	Kurze, Mirko	A-GC Eichenheim Kl	47	3	<u>4</u>	5	<u>5</u>	<u>5</u>	<u>5</u>	<u>5</u>	<u>6</u>	<u>6</u>	<u>6</u>	<u>6</u>	—	—	—	—	—	—	—	12	41
3	Heck, Axel	Wittenbeck, Ostsee	2,5	3	3	3	3	3	3	3	5	<u>5</u>	<u>5</u>	<u>5</u>	<u>5</u>	<u>5</u>	<u>5</u>	<u>5</u>	<u>5</u>	<u>5</u>	<u>5</u>	38	38
4	Schmedding, Benedikt	CH-Schmedding-CH	26,4	2	3	4	4	<u>5</u>	<u>5</u>	<u>5</u>	5	<u>7</u>	<u>7</u>	<u>7</u>	<u>7</u>	<u>7</u>	<u>7</u>	<u>7</u>	<u>6</u>	<u>6</u>	<u>7</u>	17	37
5	Werner, Edda	GC Sonnenschein	13,0	<u>6</u>	<u>6</u>	<u>6</u>	<u>6</u>	<u>6</u>	<u>6</u>	<u>6</u>	3	3	3	3	3	<u>7</u>	<u>7</u>	<u>7</u>	3	3	<u>5</u>	27	36
6	Tester, Timo	GC Sonnenschein	5,4	<u>7</u>	<u>6</u>	<u>6</u>	<u>7</u>	<u>6</u>	<u>7</u>	<u>6</u>	<u>7</u>	<u>6</u>	3	3	3	3	3	3	3	3	3	28	31
7	Tester, Timo	GC Sonnenschein	3,1	3	<u>4</u>	3	4	<u>5</u>	<u>6</u>	<u>5</u>	4	<u>5</u>	4	5	<u>4</u>	<u>5</u>	<u>4</u>	<u>5</u>	4	<u>5</u>	<u>5</u>	28	29
8	Kainz, Katharina	GC Sonnenschein	37	<u>7</u>	<u>7</u>	<u>7</u>	<u>7</u>	<u>7</u>	<u>7</u>	<u>7</u>	<u>7</u>	<u>7</u>	<u>7</u>	<u>7</u>	<u>7</u>	<u>7</u>	<u>7</u>	<u>7</u>	<u>7</u>	<u>7</u>	<u>7</u>	1	24
9	Tester, Tina	GC Sonnenschein	3,1	<u>5</u>	<u>5</u>	5	<u>5</u>	<u>5</u>	<u>5</u>	<u>5</u>	5	<u>5</u>	<u>5</u>	5	<u>5</u>	<u>5</u>	<u>5</u>	<u>5</u>	5	<u>5</u>	<u>5</u>	21	22

TIP If you want to print coloured hole results, this must be stored in the print settings. To do this, click in the print window on **Einstellungen**:



Assign colours for the buttons (1). Then rename the print layout (2).

Setup print layout

Layout commands:

Start button:

1st Button:

Spacing Large

Setup

2nd Button:

Spacing Small

Setup

Scorecard setup

Blue giro transfer form setup

Button names:

OK

Cancel

1

Bold

Italic print

Underline

Fonts:

Normal:

13 Arial

Sel.

Medium (Scorecards):

10 Arial

Sel.

Small:

8 Arial

Sel.

Big (Title):

26 Arial

Sel.

Medium-big (Subtitle):

18 Arial

Sel.

Fixed font, normal:

12 Courier New

Sel.

Fixed font, small:

7 Courier New

Sel.

OCR-B (VESR):

12 OCR-B

Sel.

Barcode:

0

Sel.

Font correction factor:

0,9950

Screen:

1,0000

Lines:

Hori.:

thin:

0,30

mm

thick:

0,60

mm

Vert.:

thin:

0,30

mm

thick:

0,60

mm

Position

letter-heading

22,0

mm

Sender

48,0

mm

Address:

55,0

mm

Extra layout settings

Load layout

2

Save layout

For each button (1), a colour must be assigned, for example green (255 = full colour saturation) for *italics*, must be entered.

www.pccaddie.com

gedruckt am: 2025/12/17 22:10
10 von 32

Special setup: Italic [X]

Here you can enter special settings to print italic:

Italic:

Replacing font:

Factor (size):

Colour: Red: (Colour range: 0=Minimum
Green: 255=Maximum)
Blue:

The results are also colour-coded on the printout.

Net results

Single – Stableford; 18 Holes

Handicap effective competition; Handicap limit: 45.0

CSA is not applied (under 15 players in the class 1 to 4)

Men: YELLOW Par: 62 Slope: 113 Course: 67.7
Women: BLACK Par: 71 Slope: 132 Course: 73.9

Printed: 22.07.2016, 19:20

Pl.	Name, First name	Club	HCP.	1.	2.	3.	4.	5.	6.	7.	8.	9.	10.	11.	12.	13.	14.	15.	16.	17.	18.	Gross	Net
1	Heck, Axel	Wittenbeck, Ostsee	2,5	3	3	3	3	3	3	3	5	5	5	5	5	5	5	3	3	3	28	36	
2	Werner, Edda	GC Sonnenschein	13,0	6	6	6	6	6	6	6	3	3	3	3	7	7	7	3	3	5	21	31	
*	Quickert, Rosemarie	GC Sonnenschein	43	6	6	6	6	6	6	6	6	6	6	6	6	6	6	6	6	6	4	31	
4	Kurze, Mirko	A-GC Eichenheim Kl	38?	3	4	5	5	5	5	5	6	6	6	6	--	--	--	--	--	--	7	30	
*	Schmedding, Benedikt	CH-Schmedding-CH	26,4	2	3	4	4	5	5	5	5	7	7	7	7	7	7	6	6	7	9	30	
6	Tester, Timo	GC Sonnenschein	5,5	7	6	6	7	6	7	6	7	6	7	6	3	3	3	3	3	3	23	29	
7	Kainz, Katharina	GC Sonnenschein	45	7	7	7	7	7	7	7	7	7	7	7	7	7	7	7	7	7	0	14	

* - The overall result is identical to the previous one. The order was determined based on the SWSH of the DGV!

Hole differences

The difference between the number of strokes and par is displayed:

Net results

Single – Stableford; 18 Holes

Handicap effective competition

Provisional results without handicap updating

Men: YELLOW Par:72 Slope: 130 Course: 69.3
Women: RED Par:72 Slope: 128 Course: 72.7

Printed: 22.07.2016, 19:30

Pl.	Name, First name	Club	HCP.	1.	2.	3.	4.	5.	6.	7.	8.	9.	10.	11.	12.	13.	14.	15.	16.	17.	18.	Gross	Net
1	Quickert, Rosemarie	GC Sonnenschein	38	2	1	4	2	2	3	3	4	1	2	3	2	2	0	3	4	2	2	7	42
2	Kurze, Mirko	A-GC Eichenheim Kitz	47	6	3	5	4	4	4	4	4	1	3	3	--	--	--	--	--	--	--	12	41
3	Heck, Axel	Wittenbeck, Ostsee	2,5	3	2	4	3	3	3	3	2	0	1	2	0	1	0	1	4	3	3	38	38
4	Schmedding, Benedikt	CH-Schmedding-CH	26,4	6	3	5	3	2	3	3	4	0	0	1	0	1	0	1	3	1	1	17	37
5	Werner, Edda	GC Sonnenschein	13,0	1	0	2	1	1	1	1	5	3	4	4	3	0	0	0	5	3	2	27	36
6	Tester, Timo	GC Sonnenschein	5,4	0	0	1	0	0	0	1	0	0	3	4	2	3	2	4	5	3	3	28	31
7	Tester, Timo	GC Sonnenschein	3,1	3	1	4	2	1	1	1	3	0	2	2	1	1	1	1	3	1	1	28	29
8	Kainz, Katharina	GC Sonnenschein	37	1	0	2	1	1	2	2	3	0	1	2	1	1	0	2	3	1	1	1	24
9	Tester, Tina	GC Sonnenschein	3,1	1	0	2	1	1	2	2	2	0	1	2	0	1	0	2	3	1	1	21	22

Gross list

The gross list contains the gross points and the number of strokes under (-) or over (+) par:
If you require evaluation via CR, please set the CR equalisation to automatic in the price settings.

Gross results

Single – Stableford; 18 Holes

Handicap effective competition

Provisional results without CSA adjustment

Men: YELLOW Par:72 Slope: 130 Course: 69.3
Women: RED Par:72 Slope: 128 Course: 72.7

Printed: 22.07.2016, 19:44

Pl.	Name, First name	Club	StV/SpV	Gross	+/-
1	Heck, Axel	Wittenbeck, Ostsee G	2,5/ 0	38	-2,0
2	Tester, Timo	GC Sonnenschein	3,1/ 1	28	+8,0
	Tester, Timo	GC Sonnenschein	5,4/ 4	28	+8,0
4	Werner, Edda	GC Sonnenschein	13,0/15	27	+9,0
5	Tester, Tina	GC Sonnenschein	3,1/ 4	21	+15,0
6	Schmedding, Benedikt	CH-Schmedding-CH	26,4/28	17	+19,0
7	Kurze, Mirko	A-GC Eichenheim Kitz	47/50	12	+24,0
8	Quickert, Rosemarie	GC Sonnenschein	38/43	7	+29,0
9	Kainz, Katharina	GC Sonnenschein	37/42	1	+35,0

Net list

The net Stableford list contains the net points and the result 36 +/- over- or underplay. For the gross and net list, the **sorting** automatically adjusted accordingly. If the **subdivision** „Price classes“ or „Prices in list“ is selected, PC CADDIE automatically switches between the gross and net list when printing, depending on the price definition.

Net results

Single – Stableford; 18 Holes

Handicap effective competition

Provisional results without CSA adjustment

Men: YELLOW

Par: 72

Slope: 130

Course: 69.3

Women: RED

Par: 72

Slope: 128

Course: 72.7

Printed: 22.07.2016, 19:50

Pl.	Name, First name	Club	StV/SpV	Net	+/-
1	Quickert, Rosemarie	GC Sonnenschein	38/43	42	-6
2	Kurze, Mirko	A-GC Eichenheim Kitz	47/50	41	-5
3	Heck, Axel	Wittenbeck, Ostsee G	2,5/ 0	38	-2
4	Schmedding, Benedikt	CH-Schmedding-CH	26,4/28	37	-1
5	Werner, Edda	GC Sonnenschein	13,0/15	36	0
6	Tester, Timo	GC Sonnenschein	5,4/ 4	31	+5
7	Tester, Timo	GC Sonnenschein	3,1/ 1	29	+7
8	Kainz, Katharina	GC Sonnenschein	37/42	24	+12
9	Tester, Tina	GC Sonnenschein	3,1/ 4	22	+14

Prize-Money-Breakdown

The prize money breakdown is used to calculate the money distribution in professional tournaments. To do this, click on the **money distribution** button to enter the prize money:

Results list: PC CADDIE Cup - 21.07.16

HeaderAutomaticEdit text

LayoutPrize money breakdownPrize money

OrderGross competition

SubdivisionNo separationCategories

FilterAll personsDefine...

☐ only Handicap categorie
from to to to to to to
Pro 5,0 12,0 20,0 28,0 PR -

☐ Cut
Cut by... Total Ladies Men
☒ ... and same scores

☐ only computed scores Players maximum

☐ only calculate improved scores ☐ CBA details

1. Round

Print F8

Internet

SMS

Prizes

Register scores

Recalculate

Quit

Define monetary distribution

Title: Money/?

Type: Men

Money:

250

200

150

100

0.00

Calculate <-

Print

Switched off

Switched off

Men

Ladies

Ladies + Gentleme

0.00

Calculate ->

OK

Cancel

You can change the prize money in the two lists using the button **type** button to separate the prize money for men and women. PC CADDIE then calculates who gets how much.



The money is only distributed to pros.

With engraving results

In addition to the overall results, the partial results are also printed in the list:

Net results

Single – Stableford; 18 Holes

Handicap effective competition

Provisional results without CSA adjustment

Men: YELLOW	Par: 72	Slope: 130	Course: 69.3
Women: RED	Par: 72	Slope: 128	Course: 72.7

Printed: 23.07.2016, 12:34

Pl.	Name, First name	Club	StV/SpV	Net	Strokes
1	Quickert, Rosemarie	GC Sonnenschein	38/43	42	23/17/ 8/ 3
2	Kurze, Mirko	A-GC Eichenheim Kit	47/50	41	29/18/ 8/ 4
3	Heck, Axel	Wittenbeck, Ostsee C	2,5/ 0	38	21/14/ 9/ 3
4	Schmedding, Benedikt	CH-Schmedding-CH	26,4/28	37	23/12/ 7/ 3
5	Werner, Edda	GC Sonnenschein	13,0/15	36	21/18/ 5/ 1
6	Tester, Timo	GC Sonnenschein	5,4/ 4	31	14/11/ 4/ 0
7	Tester, Timo	GC Sonnenschein	3,1/ 1	29	18/10/ 3/ 1
8	Kainz, Katharina	GC Sonnenschein	37/42	24	14/11/ 5/ 2
9	Tester, Tina	GC Sonnenschein	3,1/ 4	22	13/10/ 5/ 2

Check results with stitch details



If you're not sure why one or other of the tied scores is the winner, use the results list with the details of the play-off.

Check what is set for the play-off in the basic settings of the tournament. For example, have you set the play-off to **heaviest/lightest** for the jump-off, this would be the correct basic setting:

Competition datas: PC CADDIE Cup - 21.07.16 - Participants: 0 / Guests: 0

Name, Date, Course

Code: 16004 Name: PC CADDIE Cup

Holes: 18 (36 -> 2 rounds, max. 108 -> 6 rounds)

Date: 21.07.16

Course: 4401.1 Aachener Golf-Club Several courses in play

HCP limit of the tees

Men: -/54/-

Ladies: 54/-/-

Competition conditions

HCP limit...: ...Entry: ...Calculation: Hcp factor:

Playing form: Single Special

Scoring: Stableford

Tie: Most difficult/Easiest 9, 6, 3, 1

Blind hole: No

Annual prize: No Compet. text Pjn positions

Intern/Guests: Open Prizes/Categories Team scoring

Qualifying: Handicap qualifying

project

New

Save (F11)

Delete (F5)

Copy from

Player

Scores

Print (F8)

Start fee

Transfer scores

Internet

Quit

PC CADDIE then compares (with the same results) first 9 hole results of the players, for this PC CADDIE automatically checks in the course data, which in turn are set at the tournament, which holes have the difficulty levels 1,18,3,16,5,14,7,12,9 (see DGV specifications and game regulations). These 9 results are then added together and whoever has more points has already won the play-off. If there is still a tie, only 6 results are compared (according to DGV), etc...

Course information: Golfclub Owingen Überlingen e.V. - 2

Name: 18 Holes GC Owinger

ID: Club: 0497737 Anlage: 1 Platz: 1

Version: 2

Red	Rating 9/10	Rating 11/12
Par/HCP	Rating 1/2	Yellow
	Rating 5/6	
Hole	Par	Handicap
1.	5	5
2.	4	11
3.	4	15
4.	3	17
5.	4	3
6.	3	13
7.	5	1
8.	4	7
9.	5	9
Out	37	
Hole	Par	Handicap
10.	4	8
11.	4	14
12.	4	10
13.	3	18
14.	4	4
15.	3	12
16.	5	6
17.	5	2
18.	4	16
In	36	
Tot	73	

18-holes-course

Buttons: OK, Intranet, Copy, Hole names, Target times, Spec: Par/Hcp, Print (F8), Cancel

In the event of subsequent ties, the order of play is determined after the comparison of 9 holes according to the scoring system:

Pl.	Name, First name	Information	StV/SpV	Gross	Strokes
Gross members without juniors HCP 18,1 to 38					
1	1			26	15/ 8/ 2/ 1
	*			26	14/ 10/ 3/ 1
	*			26	12/ 7/ 4/ 1
4				24	14/ 10/ 4/ 0
5				23	13/ 8/ 5/ 2

With date of birth

In addition to the results, a column with the date of birth is also printed.

Net results

Single – Stableford; 18 Holes

Handicap effective competition

Provisional results without CSA adjustment

Men: YELLOW

Par: 72

Slope: 130

Course: 69.3

Women: RED

Par: 72

Slope: 128

Course: 72.7

Censored :-)

Printed: 23.07.2016, 13:02

Pl.	Name, First name	Club	Stv/SpV	B. date	Gross	Net	P/StV
1	Quickert, Rosemarie	GC Sonnenschein	38/43		7	42	
2	Kurze, Mirko	A-GC Eichenheim Kitz	47/50		12	41	
3	Heck, Axel	Wittenbeck, Ostsee G	2,5/ 0		38	38	
4	Schmedding, Benedikt	CH-Schmedding-CH	26,4/28		17	37	
5	Werner, Edda	GC Sonnenschein	13,0/15		27	36	
6	Tester, Timo	GC Sonnenschein	5,4/ 4		28	31	
7	Tester, Timo	GC Sonnenschein	3,1/ 1		28	29	
8	Kainz, Katharina	GC Sonnenschein	37/42		1	24	
9	Tester, Tina	GC Sonnenschein	3,1/ 4		21	22	

List of results for the flag competition

As soon as you select „Result type“ **Flag-Competition** you can enter the results for the flag competition.

PC CADDIE prints the entries in the „Gross“ field in the results list if the „Gross list“ sorting is set - or those in the „Net“ field if the „Net list“ sorting is set.

You can enter the results as text. It is sufficient to enter **18 30**. This automatically becomes **18.hole,30**.

Important: Enter the hole first and then the distance. PC CADDIE even recognises the units *m*, *cm* and *mm*!! Values entered without a unit are sorted like metres. You could therefore also number the balls from the flag without entering a unit.

As soon as you enter identifiers such as **hole** or **tee** are scored: the shorter the distance, the better the result. As soon as you enter the identifier **tee** the score is calculated: the greater the distance, the better the result.

For example, if you were to enter **19t 180m** this would automatically be converted to **19.tee, 180m**.

Results: Christmas competition - 25.11.17

Mitglied, Claudia (micl)
54 /54

Score type
Flag-Competition

Gross
18.Loch, 20

Net
18.Loch, 20

Here you can enter the correct scores of the flag competition.It is sufficient to enter '18 30' - this will automatically be changed in '18.Hole, 30'.

It is important that you enter first the hole, then the distance. PC CADDIE recognises the measurement units m, cm and mm! Numbers without a measurement unit will be treated as meters.You may also enter balls (without unit), and the balls will be numerically ordered from the flag.

If you use the reference 'Hole', then the rule is: the smaller the distance, the better. The opposite applies with 'Tee'! On the same hole,tee always comes behind 'Hole', '19t 180m'becomes '19.Tee,180m'!

1. Round

Player
micl
1 / 2

Change

Cancel

Team scoring

Reset

Pers-Edit F7

Print F8

Read aloud

Next F9

Leader F11

Quit

This is what a results list looks like:

Gross results

Single – Stableford; 18 Holes

Handicap effective competition

Provisional results without handicap updating

Men: YELLOW	Par: 73	Slope: 130	Course: 71.8
Women: RED	Par: 73	Slope: 131	Course: 72.3

Printed: 23.07.2016, 15:04

Pl.	Name, First name	Information	Hcp.	Gross	P/Hcp
1	Abplanalp, Gabby	VcG	11,0/12	18.Loch, 30	
2	Aberle, Martin	Zur Vahr, Club	9,1/ 9	18.Loch, 50	
3	Achatz, Hermann	Deggendorfer GC	7,5/ 7	18.Loch, 60	
4	Beckle, Stefanie	Owingen Überlingen	45/50	17.Loch, 30	
5	Abraham, Kira Vanessa	Ber GC Stolper Heide	8,2/ 9	17.Loch, 80	

Multi-round competitions

Result lists



For multi-round competitions such as club championships, the results list is displayed as follows. In the overall list **no** CBA overview (CBA is used in Switzerland) and also no **no** HCP changes are printed. Instead, under

(1) **Tot.** the addition of the total strokes and

(2) **+/-** the number of strokes over par or in the tournament setting „**CR compensation activated in gross**“ strokes over CR are displayed.

Results

Single – Stroke play; 54 Holes, up to 3 rounds

Handicap effective competition

Holes 1-18 – Hole 18 Men: YELLOW Par: 62 Slope: 74 Course: 62.2
 Women: RED Par: 62 Slope: 80 Course: 62.7

Printed: 23.07.2016, 15:13

Pl.	Name, First name	Club	HCP.	1.	2.	3.	1 Tot.	2 +/-
Gross women								
1	1	Quickert, Rosemarie	22,1	81	99	101	281	+95
2		Kainz, Katharina	24,2	87	101	124	312	126
3		Arens, Anja Schmedding Softw.	18,5	100	93	125	318	132
4		Sonntag, Stephanie PCC Test Sonnens	25,2	76	142	113	331	145
5		Golücke, Käthe	16,2	95	123	137	355	169
Gross men								
1	1	Tester, Timo	5,8	78	72	91	241	+55

List of HCP changes

If you would like to print a list of the HCP changes over several rounds, you can obtain this as follows:

Open the tournament and select the button **Finish**:

Competition datas: Club championship - 25.11.17 - Participants: 2 / Guests: 0 X

Name, Date, Course

Code Name

Holes (36 -> 2 rounds, max. 108 -> 6 rounds)

Date

Course Golfclub USGA

HCP limit of the tees Men Ladies

Competition conditions

HCP limit... ...Entry ...Calculation Hcp factor

Playing form

Scoring

Tie

Blind hole

Annual prize

Intern/Guests

Qualifying

Right Panel:

F11

F5

F8

In the following window, please select „List of HCP changes“, you can now select the **Filter** to select which information your list should contain:

List of the Handicap Changes

This list prints out all HCP changes according to the handicap record sheets.

That is why this list can only be processed after the competition has been closed and the scores have been transferred.

Print round: 3. Round

☒ and all previous rounds

Order: Alphabetical
Biggest underplaying
Biggest hcp improvement

Filter: ☒ Improvements
☐ Increase
☐ Neutral results
☐ Missing results

About **Print** you will receive an overview of the HCP changes (example of a list here also with CBA info - CBA is used in Switzerland):

Hcp updates

Single – Stroke play; 54 Holes,
Handicap effective competition

Holes 1-18 – Hole 18 Men: YELLOW Par: 62 Slope: 74 Course: 62.2
 Women: RED Par: 62 Slope: 80 Course: 62.7

Printed: 23.07.2016, 20:13

No.		Club	old	SNP	CBA	Buf.	new
1	Arens, Anja Round: 2 Round: 3	Schmedding Softw. Schmedding Softw. Schmedding Softw.	18,3 18,4 18,5	23 24 5	--- --- ---	33-36 32-36 32-36	18,4 18,5 18,6
2	Golücke, Käthe Round: 2 Round: 3		16,0 16,1 16,2	26 6 1	--- --- ---	33-36 33-36 33-36	16,1 16,2 16,3
3	Kainz, Katharina Round: 2 Round: 3		24,0 24,1 24,2	31 22 4	--- --- ---	32-36 32-36 32-36	24,1 24,2 24,3
4	Quickert, Rosemarie Round: 2 Round: 3		22,0 22,0 22,1	33 17 15	--- --- ---	32-36 32-36 32-36	22,0 22,1 22,2
5	Sonntag, Stephanie Round: 2 Round: 3	PCC Test Sonnens PCC Test Sonnens PCC Test Sonnens	28,3 25,1 25,2	43 6 10	--- --- ---	32-36 32-36 32-36	25,1 25,2 25,3
6	Tester, Timo Round: 2 Round: 3		5,6 5,7 5,8	29 30 13	--- --- ---	34-36 34-36 34-36	5,7 5,8 5,9

Playing several rounds

In a 2-round jump-off, the last round is always used to determine the winner after the set jump-off.

Example: If you have 3 players with the same total score after 2 rounds in a multi-round tournament, the last round is used for the play-off.

The system first checks whether the individual results in the 2nd round are already different, e.g. 2 players have 33 Stableford points net and the 3rd player has 32 points. The mere fact that the 3rd player has 1 point less than the other two players in the 2nd round already determines that this player will take 3rd place, regardless of how he has played otherwise.

For the other two, the [For the other two, the results list with play-off details](#) only needs to be printed for the 2nd round to determine who gets 1st place and who gets 2nd place.

Further examples with Screenshots:

Men's gross standings after 3 rounds: The play-off is set: heaviest/easiest - 9,6,3,1

Men									
1	Böttner, Dirk	Dillenburg, GC	6,2	81	83	83	247	+31	
2	Youn, Suheil	Dillenburg, GC	8,9	89	77	85	251	+35	
*	Rash, Leon	Dillenburg, GC	6,6	81	87	83	251	+35	
4	Stess, Rüdiger	Dillenburg, GC	7,7	92	82	85	259	+43	
5	Dreher, Thomas	Dillenburg, GC	12,1	89	89	87	265	+49	
6	Schwarz, Felix	Dillenburg, GC	9,0	88	92	86	266	+50	

The 3rd round will be used to determine the score for the jump-off - result list round 3 with jump-off details:

The player with 44 points after comparing 9 holes wins.

Men					
1			6,2/ 6	83	41/28/15/ 5
*			6,6/ 7	83	41/29/18/ 6
3			8,9/ 9	85	44/30/16/ 6
*			7,7/ 8	85	44/31/18/ 7
5			9,0/10	86	45/31/20/ 7
6			7,4/ 8	87	44/31/19/ 6
*			12,1/13	87	45/31/17/ 6

You could also set (depending on the competition rules): heaviest/lightest - 18,9,6,3,1

In this case, the last round is also used to determine the winner. However, all 18 holes of the last round are compared first. In the following example, the same player wins:

Men			
	6,2/ 6	83	83/41/28/15/ 5
	6,6/ 7	83	83/41/29/18/ 6
	8,9/ 9	85	85/44/30/16/ 6
	7,7/ 8	85	85/44/31/18/ 7
	9,0/10	86	86/45/31/20/ 7
	7,4/ 8	87	87/44/31/19/ 6
	12,1/13	87	87/45/31/17/ 6
	13,5/15	88	88/45/31/18/ 6
	17,1/19	88	88/46/32/18/ 7

In the event of a complete tie in the play-off (for all holes set), the result is decided by chance and marked with 2 asterisks. The penultimate round is not used to determine the play-off result. The following is also recommended for the competition rules [Sudden Death](#) (play-off).

Further settings

Select at **Sorting** between „Gross evaluation“ and „Net evaluation“. Please note that this setting is ignored if the **subdivision** „Price categories“ or „Prices in list“ is selected. You can also select **Alphabetically** to display the list in alphabetical order.

Results list: PC CADDIE Cup - 21.07.16

Header: Automatic [Edit text]

Layout: Standard list

Order: Gross competition

Subdivision: Gross competition
Net scoring

Filter: All persons [Categories] [Define...]

☒ only Handicap categorie

from	to	to	to	to	to	to
Pro	5,0	12,0	20,0	28,0	PR	-

☐ Cut

Cut by... Total [] Ladies [] Men []

☒ ... and same scores

☐ only computed scores Players maximum []

☐ only calculate improved scores ☐ CBA details

1. Round

Print [F8]

Internet

SMS

Prizes

Register scores

Recalculate

Quit

With **subdivision** these options are available to you:

Results list: PC CADDIE Cup - 21.07.16

Header: Automatic Edit text

Layout: Standard list

Order: Gross competition

Subdivision: Men - Ladies

Filter: **No separation**

☒ only Handicap

from: 5.0 to: 5.0

☐ Cut

Cut by... Total Ladies Men

☒ ... and same scores

☐ only computed scores

Players maximum

☐ only calculate improved scores

☐ CBA details

Print F8

Internet

SMS

Prizes

Register scores

Recalculate

Quit

If prices have been defined, „Prices in list“ should be selected in most cases. The results list is then automatically divided into the classes that you selected when defining the prices. **price definition** when defining the prizes. The players who have won a prize are then displayed in bold:

Results

Single – Stableford Stroke play; 18 Holes

Handicap effective competition

Provisional results without CSA adjustment

Men: YELLOW Par: 72 Slope: 130 Course: 69.3
Women: RED Par: 72 Slope: 128 Course: 72.7

Printed: 23.07.2016, 20:52

Pl.	Name, First name	Club	StV/SpV	Gross	Net	P/StV
Gross Women						
1	Werner, Edda	GC Sonnenschein	13,0/15	27	36	
2	Tester, Tina	GC Sonnenschein	3,1/ 4	21	22	
3	Quickert, Rosemarie	GC Sonnenschein	38/43	7	42	
4	Kainz, Katharina	GC Sonnenschein	37/42	1	24	
Gross Men						
1	Heck, Axel	Wittenbeck, Ostsee	2,5/ 0	38	38	
2	Tester, Timo	GC Sonnenschein	3,1/ 1	28	29	
3	Tester, Timo	GC Sonnenschein	5,4/ 4	28	31	
4	Schmedding, Benedikt	CH-Schmedding-CH	26,4/28	17	37	
5	Kurze, Mirko	A-GC Eichenhelm Kitz	47/50	12	41	
Net HCP up to 4,4						

If two people with the same name play golf, it would be good to name them individually, e.g. Senior

and Junior.

If you select „Prize categories“, the subdivision is also made according to the prize definition, but the winners are not printed in bold:

Results

Single – Stableford Stroke play; 18 Holes

Handicap effective competition

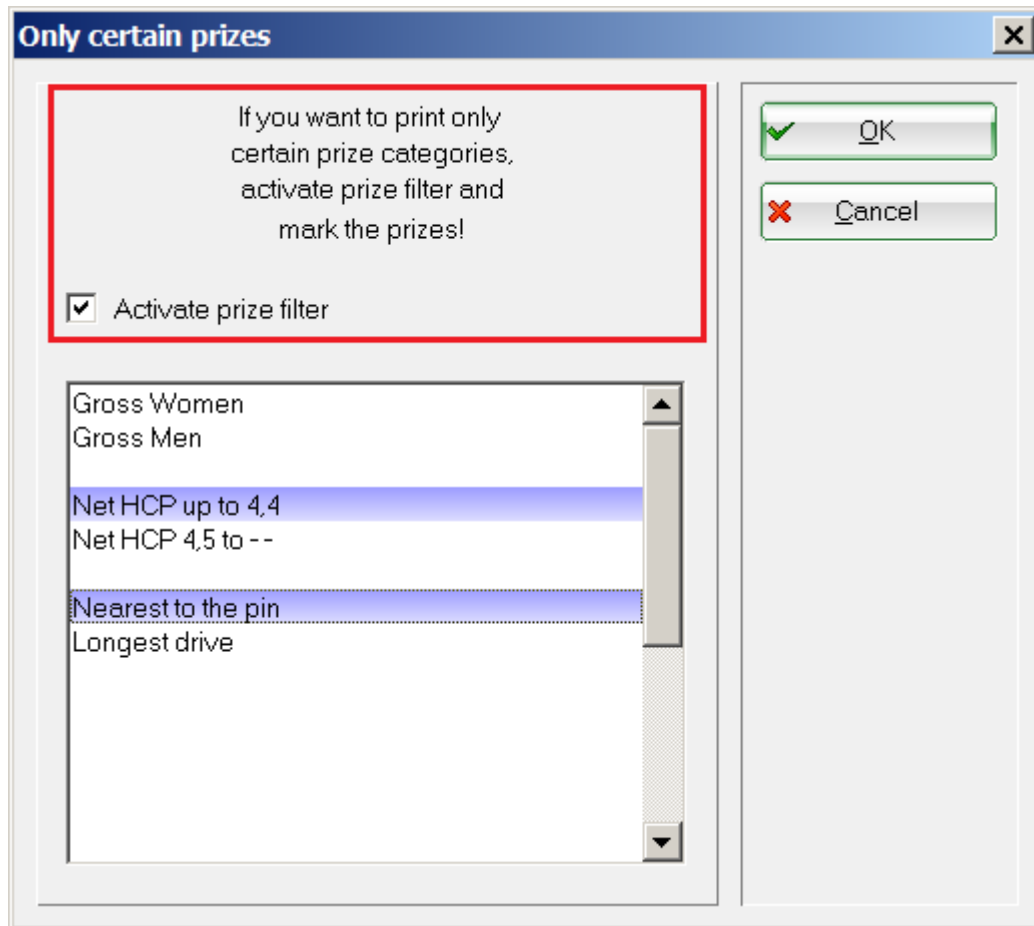
Provisional results without CSA adjustment

Men: YELLOW Par: 72 Slope: 130 Course: 69.3
Women: RED Par: 72 Slope: 128 Course: 72.7

Printed: 23.07.2016, 20:52

Pl.	Name, First name	Club	StV/SpV	Gross	Net	P/StV
Gross Women						
1	Werner, Edda	GC Sonnenschein	13,0/15	27	36	
2	Tester, Tina	GC Sonnenschein	3,1/ 4	21	22	
3	Quickert, Rosemarie	GC Sonnenschein	38/43	7	42	
4	Kainz, Katharina	GC Sonnenschein	37/42	1	24	
Gross Men						
1	Heck, Axel	Wittenbeck, Ostsee G	2,5/ 0	38	38	
2	Tester, Timo	GC Sonnenschein	3,1/ 1	28	29	
*	Tester, Timo	GC Sonnenschein	5,4/ 4	28	31	
4	Schmedding, Benedikt	CH-Schmedding-CH	26,4/28	17	37	
5	Kurze, Mirko	A-GC Eichenheim Kitz	47/50	12	41	
Net HCP up to 4,4						

Then use the button **Best. Prices**, button if only individual prices defined in this way are to be printed:



If you have not selected a subdivision by price, you can use the **Filter** a person filter under Filter. Only the players who fulfil the filter conditions will then be printed.

If you select the option **Handicap classes only** option, you can easily categorise the players into handicap classes. Here is an example:

Results list: PC CADDIE Cup - 21.07.16

Header: Automatic Edit text

Layout: Standard list

Order: Net scoring

Subdivision: No separation Categories

Filter: All persons Define...

☒ only Handicap categorie

from	to	to	to	to	to	to
Pro	5,0	12,0	20,0	28,0	PR	--

☐ Cut

Cut by... Total Ladies Men

☒ ... and same scores

☐ only computed scores Players maximum

☐ only calculate improved scores ☐ CBA details

Print F8

Internet

SMS

Prizes

Register scores

Recalculate

Quit

1. Round

You will receive a categorisation in the set handicap classes on the printout:

Net results

Single – Stableford Stroke play; 18 Holes

Handicap effective competition

Provisional results without CSA adjustment

Men: YELLOW	Par: 72	Slope: 130	Course: 69.3
Women: RED	Par: 72	Slope: 128	Course: 72.7

Printed: 23.07.2016, 21:12

Pl.	Name, First name	Club	StV/SpV	Gross	Net	P/StV
Up to handicap 5,0						
1	Heck, Axel	Wittenbeck, Ostsee G	2,5/ 0	38	38	
2	Tester, Timo	GC Sonnenschein	5,4/ 4	28	31	
3	Tester, Timo	GC Sonnenschein	3,1/ 1	28	29	
4	Tester, Tina	GC Sonnenschein	3,1/ 4	21	22	
Handicaps 5,1 to 12,0						
Handicaps 12,1 to 20,0						
1	Werner, Edda	GC Sonnenschein	13,0/15	27	36	
Handicaps 20,1 to 28,0						
1	Schmeddina, Benedikt	CH-Schmeddina-CH	26.4/28	17	37	



When categorising handicap classes, you should always bear in mind that you exclude a player with a +1 handicap (better than 0) if you specify a definition as above. Therefore, for example, enter

from enter „Pro“.

Results list: PC CADDIE Cup - 21.07.16

Header: Automatic [Edit text]

Layout: Standard list

Order: Net scoring

Subdivision: No separation [Categories]

Filter: All persons [Define...]

☐ only Handicap categories

from to to to to to to

Pro 5,0 12,0 20,0 28,0 PR -

☒ **Cut**

Cut by... Total Ladies Men

☒ ... and same scores

☐ only computed scores Players maximum

☐ only calculate improved scores ☐ CBA details

1. Round

Print [F8]

Internet

SMS

Prizes

Register scores

Recalculate

Quit

Select **Cut**, if you want to display a cut in the results list. This function is independent of the actual cut that is displayed in the **Enter players/classify start list** function. If you select **Ladies** for example „10“ and for **men** „20“, the cut will be displayed after the 10th lady or the 20th gentleman. To do this, the list must of course be divided into ladies and gentlemen. This can be done either via the **subdivision** the **filter** or via the price definition. You should usually select the option **... and equal results** option, then the players who are tied with the 10th lady or the 20th man will also be included in the cut.

Results list: PC CADDIE Cup - 21.07.16

Header	Automatic	Edit text
Layout	Standard list	
Order	Net scoring	
Subdivision	No separation	Categories
Filter	All persons	Define...
<input type="checkbox"/> only Handicap categories		
from	to	to
Pro	5,0	12,0
		20,0
		28,0
		PR
		-
<input checked="" type="checkbox"/> Cut		
Cut by...	Total	Ladies
		Men
<input checked="" type="checkbox"/> ... and same scores		
<input type="checkbox"/> only computed scores		
Players maximum		
<input type="checkbox"/> only calculate improved scores		
<input type="checkbox"/> CBA details		

1. Round

Print **F8**

Internet

SMS

Prizes

Register scores

Recalculate

Quit

For intermediate result lists, you can **only recorded results** in which case only players with valid results are printed. Players for whom no result has been entered are not printed. With **Player maximum** you can enter „7“, for example, in which case only the first seven players in each group will be printed. This allows you to print a short, clear list of results for award ceremonies, for example.

Result lists as HTML file

You can call up this function via the **Internet** button. It sends the file to the DGV intranet, to Swissgolfnetwork and to [PC CADDIE://online Tournament](http://PC_CADDIE://online_Tournament).

In addition, the file can be transferred to any server via FTP, provided that suitable data is stored.

Enter directory and name of the html-file:

Directory:

File name:

☐ FTP-Upload

Insert a image if you want:

Image file

Size: % of the page

☐ Upload automatically to the intranet

Tournament PC CADDIE Cup

Context:

Link name:

Start the process with **OK**.

You can find further information on this topic at [FTP transfer](#).

Send results by SMS



By clicking on the button **SMS** button, you can create an SMS with the result and the new master handicap for each tournament participant who has entered a mobile phone number.

Read more about the service-orientated service here [Send result and new handicap](#).

Select round

For tournaments with several rounds, you can determine which round is to be analysed. PC CADDIE automatically suggests the last round of the current day:

By default **Complete list** is set. If you deactivate this option, you can only print the list of a single round. This is very practical if, for example, you only print the 2nd round after the end of the tournament, because then the HCP changes of the 2nd round are on the list.

Players of all rounds is selected if you want to print more than just the players from the last round in the results list. This is particularly the case in eclectic tournaments, where not every player necessarily has to play in the last round to achieve a valid result.

If the option **Round priority** option is activated, the players who have played the most rounds are always sorted first in the results list. This option should be deactivated for Eclectic tournaments.

Start printout

Click on **Print (F8)** to start the printout.

Foreign guests on result lists

As of 1 April 2016, no new handicaps will be printed on the results list of players with a foreign home club after the handicap has been completed because the handicap systems of the countries are different.

Here is an example of a results list, **printed with a German PC CADDIE version and a player with a Swiss home club!** Similarly, for example, on a printout of a Swiss PC CADDIE with a player with a German home club, the player with a German home club would not have a new handicap on the list.

Of course, the results are transmitted via the intranet as usual and the players can then

enquire at their home club about the current status of their handicap or use „Mygolf“.

Net results

Single – Stableford; 18 Holes
Handicap effective competition

Men: YELLOW
Women: RED

Course: 71.6
Course: 71.3

Swiss club on German result list

HCP changes are not printed

Pl.	Name, First name	Hcp.			/Hcp
1	Küssnacht	25,6/29	18	41	41
2		11,0/13	12	23	23/11,1
3	Glinde, GC Gut	6,8/ 8	11	19	19/7,6

1.2016,10.02

Further functions

Results list: PC CADDIE Cup - 21.07.16

Header: Automatic Edit text

Layout: Standard list

Order: Net scoring

Subdivision: No separation Categories

Filter: All persons Define...

☐ only Handicap categorie

from to to to to to to

Pro 5,0 12,0 20,0 28,0 PR -

☒ Cut

Cut by... Total Ladies Men

☒ ... and same scores

☐ only computed scores Players maximum

☐ only calculate improved scores ☐ CBA details

2. Round

☒ Total list

☐ Players of all Rounds

☒ Rd.-Priority

Print F8

Internet

SMS

1 Prizes

2 Register scores

3 Recalculate

Quit

1. Use the button **Prices** button to switch directly to the price definition.
2. With **Enter result** takes you directly to the result entry screen.
3. TIP Click **Recalculate** to have the results recalculated before printing. This is important if you have made subsequent changes to the tournament settings or the results.