Update information Germany 2014

General changes

Master data sheet printing

When printing the master data sheet, the gross results are also listed.

Badge order

You have the option when ordering order under point 3 (ORDER), you can enter an additional e-mail address that should also receive information on the status of the badge order.

Status active on lists

You can now individually display the ACTIVE handicap status on tournament lists.

Player club on lists

Players with multiple memberships can now also have a second club on the lists, e.g. for team tournaments (interclub), but this does not change the handicap management.

Reminder tournament end

For a handicap tournament, a reminder will now appear from 3 pm on the day of the tournament. reminder.

Info texts on Mygolf

You can now also enter info texts for each tournament on the intranet, which are then displayed on Mygolf. To do this, click on the button in the tournament input mask ***Internet***.

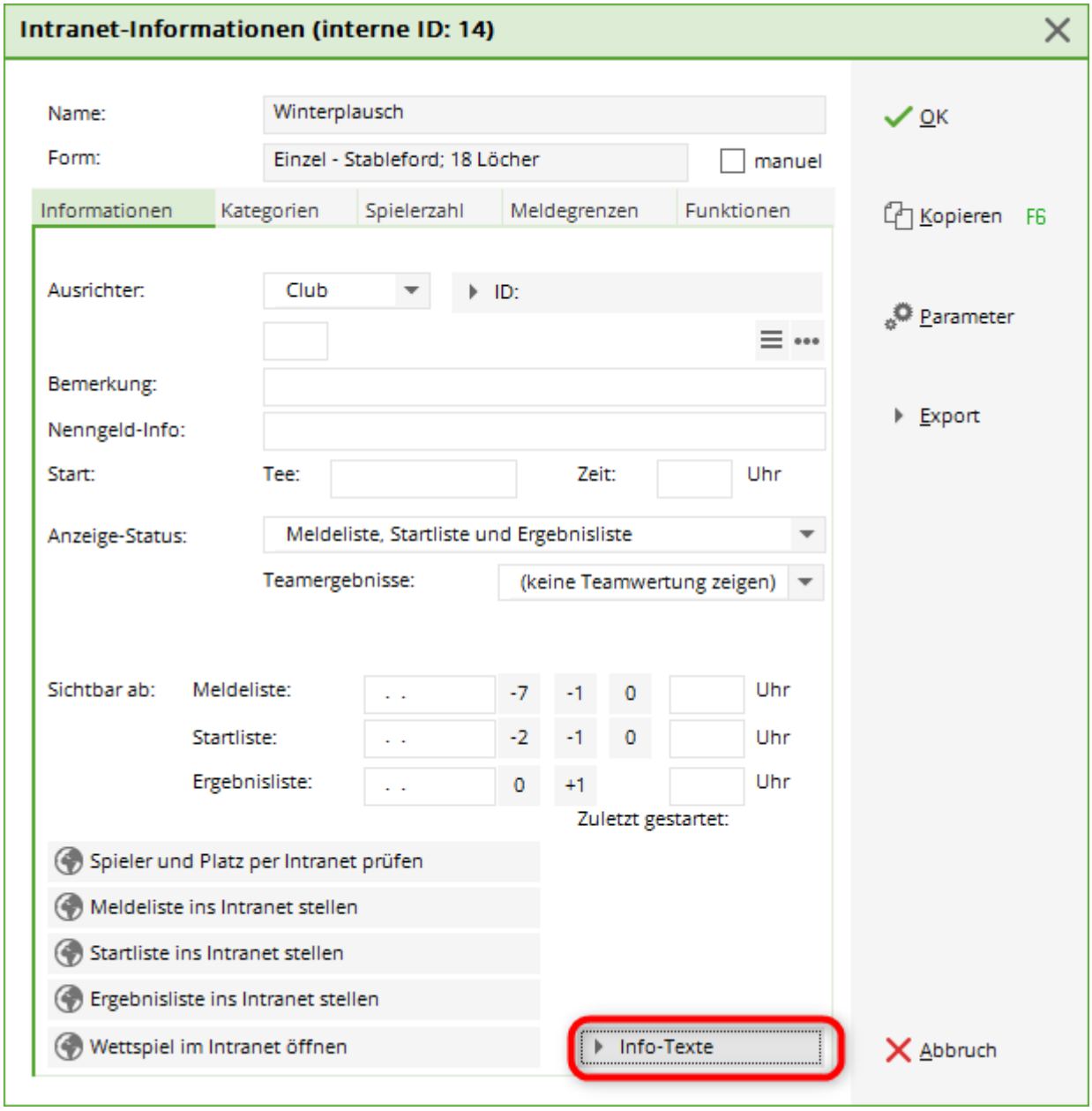
Intranet-Informationen (interne ID: 14)
Name:
Winterplausch
Form:
Einzel - Stableford; 18 Löcher
manuel
Informationen
Kategorien
Spielerzahl
Meldegrenzen
Funktionen
Ausrichter:
Club
ID:
Bemerkung:
Nenngeld-Info:
Start:
Tee:
Zeit:
Uhr
Anzeige-Status:
Meldeliste, Startliste und Ergebnisliste
Teamergebnisse:
(keine Teamwertung zeigen)
Sichtbar ab:
Meldeliste:
Startliste:
Ergebnisliste:
-7
-1
0
-2
-1
0
0
+1
Uhr
Zuletzt gestartet:
Spieler und Platz per Intranet prüfen
Meldeliste ins Intranet stellen
Startliste ins Intranet stellen
Ergebnisliste ins Intranet stellen
Wettspiel im Intranet öffnen
Info-Texte
OK
Kopieren
F6
Parameter
Export
Abbruch

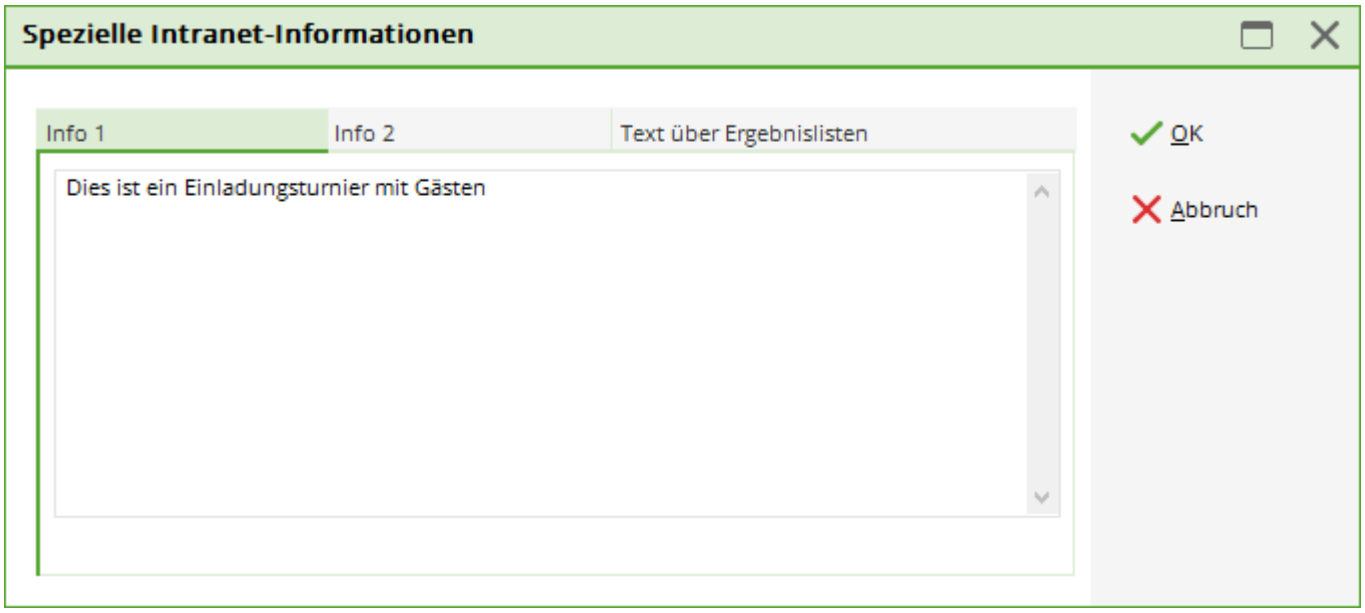
Spezielle Intranet-Informationen
Info 1
Info 2
Text über Ergebnislisten
Dies ist ein Einladungsturnier mit Gästen
OK
Abbruch

Display function on Mygolf

As you probably know, you can also make a tournament available on the intranet for collection by another club e.g. if a multi-round tournament is to be played at another club.

What is new here is that you can also display a tournament in Mygolf at another club. An example of this would be a friendly tournament or interclub, for which players from your club and the neighbouring club can register.

To display a tournament in Mygolf at another club, click on ***Internet*** and then, as you can see here, click on ***Export***

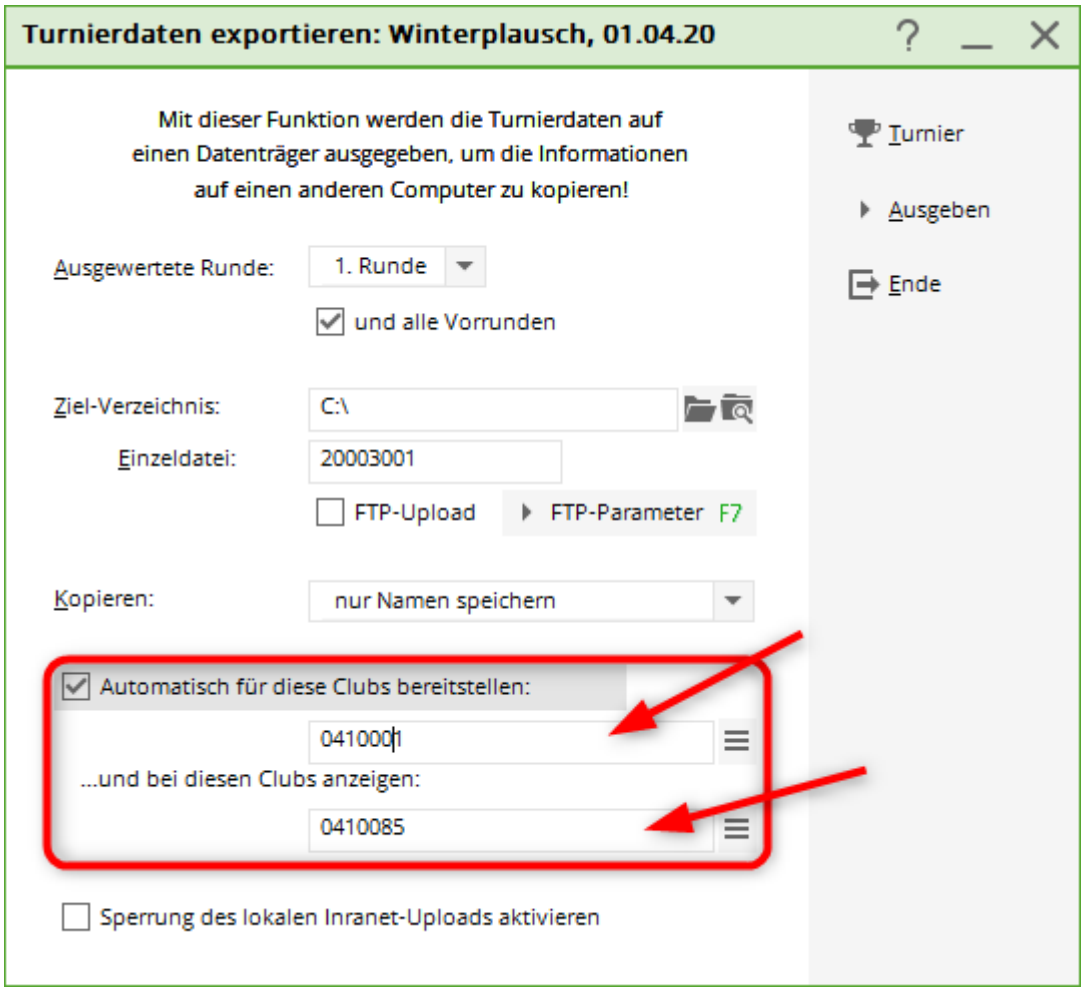

1. Tick the box for provision
2. Here you would enter the club number of the club that is allowed to load the tournament in full into its own tournament list for further processing.
3. Enter the club number of the club where the tournament should also be displayed on Mygolfsuisse. If there are several club numbers, separate the numbers with ; (semicolon).

CBA calculation

From 2014, the CBA will be calculated in a slightly different form.

Special changes



Place data

There is the possibility of obtaining particularly short ***green tees*** (e.g. for young players).

Admission of members

When you add a new member, this screen appears when you save:



From now on, the master sheet will always be restarted due to the DGV's acceptance regulations; you no longer have the option of removing the tick. In practice, this means that you should be very careful when leaving. As soon as you have entered a withdrawal date for a member, you only have the option of re-entering, download the master data sheet from the intranet. As you know, you will need the player's last ID card details for this, club number, membership number and service number. The service number in particular can only be obtained from the player himself.

Acceptance of result notifications

If the result achieved by a member in a third-party club is transferred to PC CADDIE and it is determined that the starting handicap is incorrect, a warning appears in the „Current information“ window. If you click on this information, you will receive an additional warning „Attention: Check handicap! The player has played with a different handicap in the competition whose data is being sent here than the one entered in his handicap master sheet. Please check the reason and, if necessary, ask the player whether other results are missing that lead to this deviation. We draw your attention to the application of rule 6-2 (handicap) and section 3.5 (rights and obligations of the player) of the DGV handicap system.



Golfsuisse magazine 2nd address

The golf magazine can now be sent to the second address.

The course data MUST be downloaded from the intranet by 01 June 2014

Please use our „Download course data“ instructions for this purpose create new, edit, delete

French button

Help us to improve the French version in your favour Französisch Button. Thank you very much!

EDS Rounds - Result types

Another new feature for EDS rounds is that you can now also select the result type for EDS rounds.

Specification of the number of tournament registrations

It is now possible, for example, to specify the minimum and maximum number of players who can register together for a scramble.

To do this, select the „Intranet“ button in the desired tournament and the corresponding setting can be found in the Number of players tab.

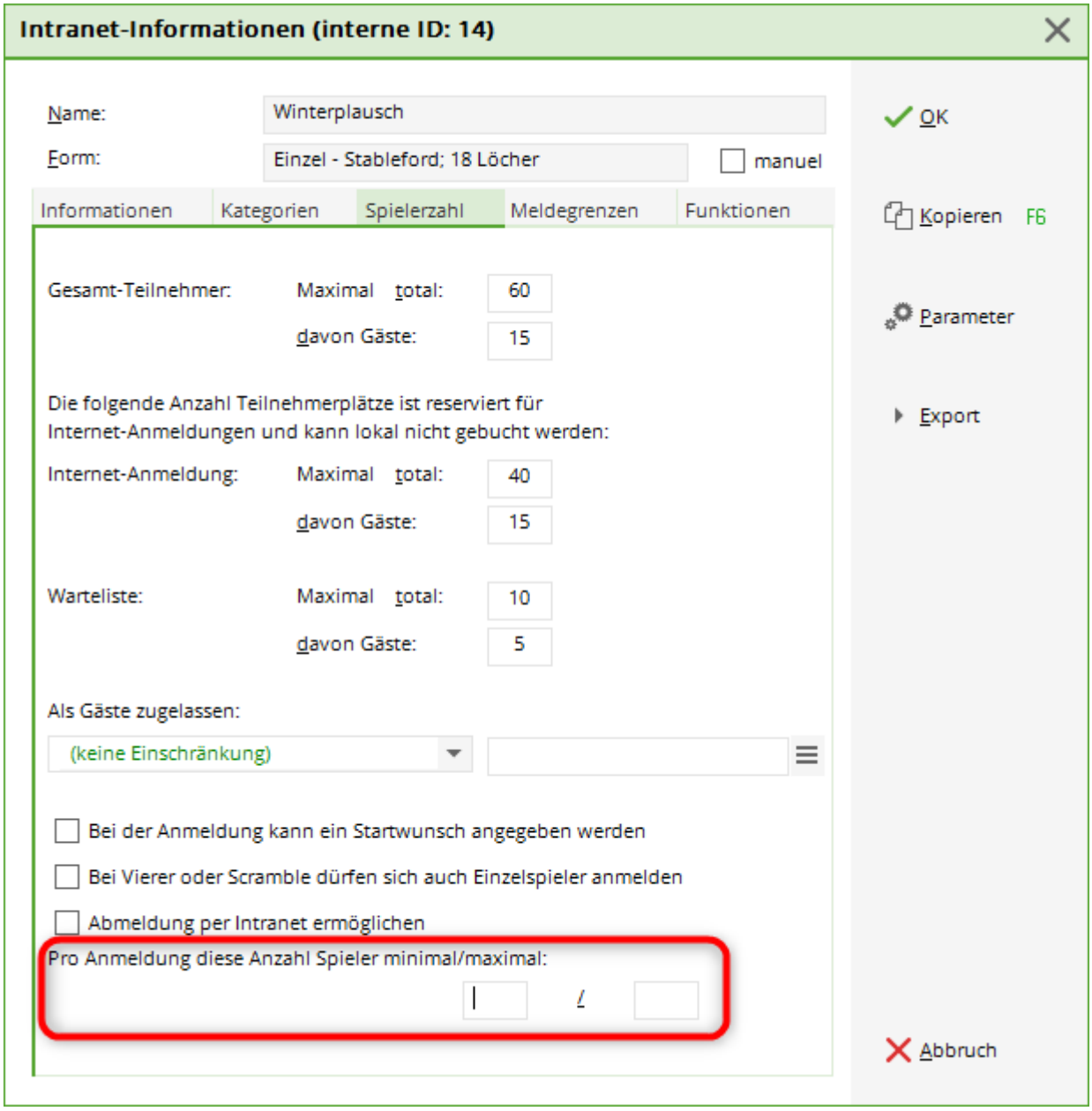
Intranet-Informationen (interne ID: 14)
Name:
Winterplausch
Form:
Einzel - Stableford; 18 Löcher
manuel
Informationen
Kategorien
Spielerzahl
Meldegrenzen
Funktionen
Gesamt-Teilnehmer:
Maximal total:
60
davon Gäste:
15
Die folgende Anzahl Teilnehmerplätze ist reserviert für
Internet-Anmeldungen und kann lokal nicht gebucht werden:
Internet-Anmeldung:
Maximal total:
40
davon Gäste:
15
Warteliste:
Maximal total:
10
davon Gäste:
5
Als Gäste zugelassen:
(keine Einschränkung)
Bei der Anmeldung kann ein Startwunsch angegeben werden
Bei Vierer oder Scramble dürfen sich auch Einzelspieler anmelden
Abmeldung per Intranet ermöglichen
Pro Anmeldung diese Anzahl Spieler minimal/maximal:
/
OK
Kopieren
F6
Parameter
Export
Abbruch