

# Dialogue at the beginning of the year (DGV)

The start-of-year dialogue is imported with the annual PC CADDIE update certified by the DGV intranet.

The dialogue appears after the update has been installed as soon as you have logged in to PC CADDIE, i.e. after the restart. Please work through the points step by step from top to bottom.

**Intranet Aktualisierung 2021** ? X

Zum Beginn der neuen Saison sind folgende Schritte nötig, damit wieder alle Informationen im Intranet aktuell gespeichert werden:

Bitte prüfen Sie diese Informationen gewissenhaft:

- ▶ Clubadresse prüfen offen
- ▶ Club-Personendaten prüfen offen
- ▶ CR-Daten aller Plätze prüfen offen

Übertragen Sie Ihre Daten neu an das Intranet:

- ▶ Spieler-ID für Mitglieder prüfen offen (0)
- ▶ Alle Mitglieder neu übertragen offen

Wir empfehlen Ihnen, dass Sie die aktuellen Daten der anderen Golfclubs aus dem Intranet laden:

- ▶ Aktuelle Clubdaten von der Intranet-Datenbank holen
- ▶ Intranet-Verbindung starten
- ▶ Ich bin mit allen Punkten fertig
- ▶ Vorerst abrechen und beim nächsten Start abarbeiten

*i* Informationen unter [doku.pccaddie.com](http://doku.pccaddie.com)

As soon as a point has been processed, the word **open** to **done** .

## Check club address

Please check your address, club number and contact details here.

**Club-Adresse**
? X

Name: ▶ Name freischalten

Landes-Code und Clubnummer:  ▶ Nummer

Landesgolfverband:  ▼

Hauptanschrift	Postanschrift	Rechnungsanschrift
C/O:	<input style="width: 100%;" type="text"/>	
Postfach:	<input style="width: 100%;" type="text"/>	
Strasse:	<input style="width: 100%;" type="text" value="Hauptstraße 82"/>	
PLZ:	<input style="width: 100%;" type="text" value="53783"/>	
Ort:	<input style="width: 100%;" type="text" value="Eitorf"/>	

Steuer-Nr	<input style="width: 90%;" type="text" value="St12345"/>	UstID	<input style="width: 90%;" type="text" value="ust12345"/>
Telefon	<input style="width: 90%;" type="text" value="0221 12345"/>	2.Nr	<input style="width: 90%;" type="text"/>
Telefax	<input style="width: 90%;" type="text" value="0221 12346"/>		
Mail	<input style="width: 90%;" type="text" value="test@testadresse.de"/>		
Homepage	<input style="width: 90%;" type="text"/>		
Koordinaten	<input style="width: 90%;" type="text" value="50.0563930, 8.2883590 (DGV)"/>		

Angaben zum Club im IIS anzeigen und bearbeiten

▶ Lizenz
▶ Probe
▶ Extra

> Weiter

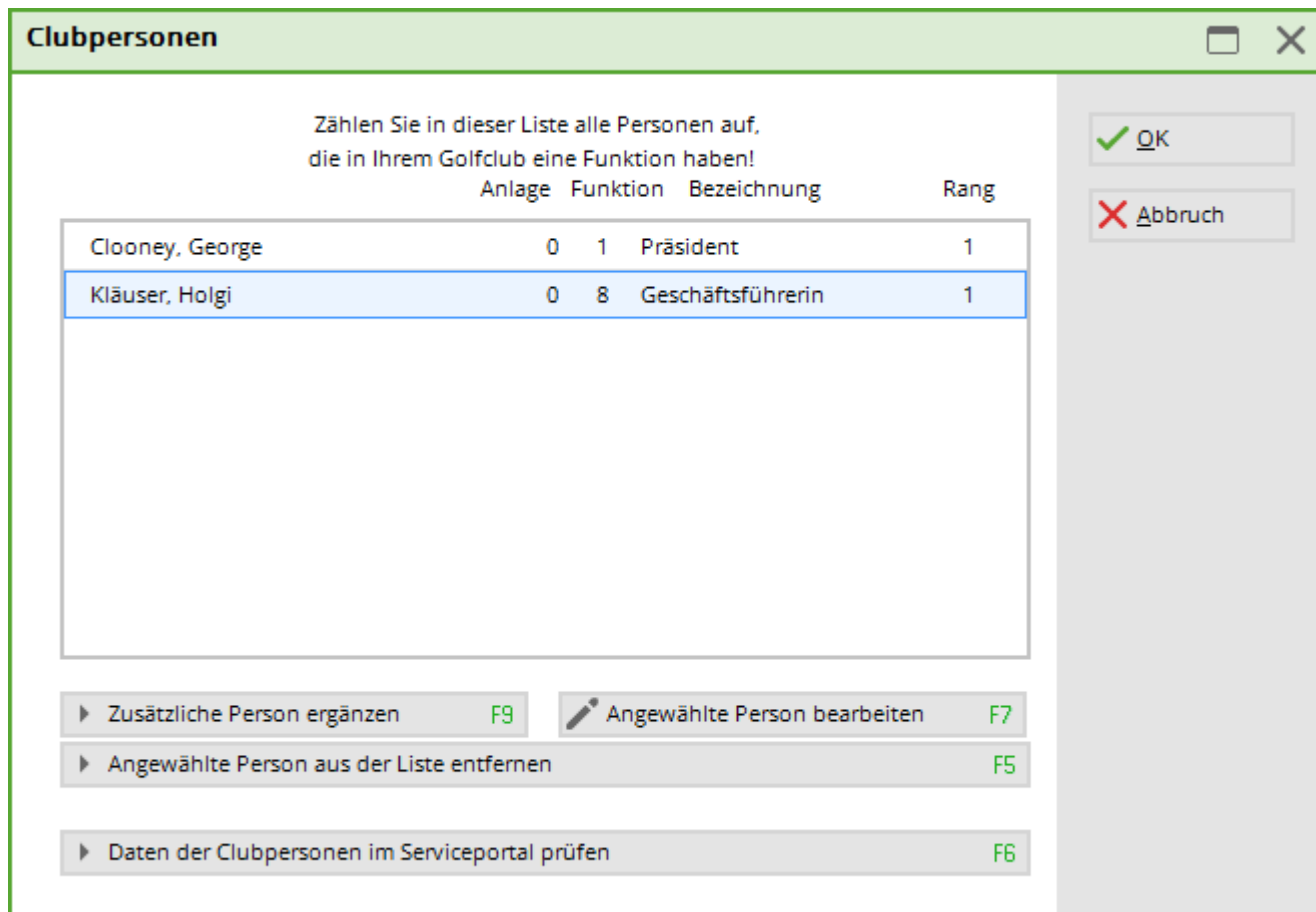
< Zurück

✓ OK

✗ Abbruch

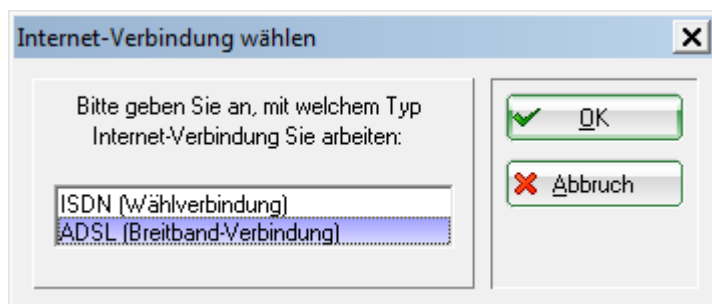
## Check club personal data

Update and add all persons who have a function in the club here.



## Type of internet connection

To ensure optimum data transfer, please select here whether you have an ISDN or DSL Internet connection.



## Check DGV-ID for members

Use this function to check the DGV IDs of your members and obtain a DGV ID for new members.

**Spieler-IDs** □ ×

Nicht erfolgreich geladen: 10 🖨 Liste drucken F8

✓		OK:<DGV_SPIELER_ID>49000083	^
✓		OK:<DGV_SPIELER_ID>49000012	
✓		OK:<DGV_SPIELER_ID>49000115	
✓		OK:<DGV_SPIELER_ID>49000112	
✓		OK:<DGV_SPIELER_ID>49000119	
✓		OK:<DGV_SPIELER_ID>49000032	
✓		OK:<DGV_SPIELER_ID>49000052	
✓		OK:<DGV_SPIELER_ID>49000147	
✓		OK:<DGV_SPIELER_ID>49000074	
✓		OK:<DGV_SPIELER_ID>49000097	
✓		OK:<DGV_SPIELER_ID>49000101	
✓		OK:<DGV_SPIELER_ID>49000113	
✓		OK:<DGV_SPIELER_ID>49000064	
✓		OK:<DGV_SPIELER_ID>49000037	
✗		ERR:PLZ und Geburtsdatum feh	
✓		OK:<DGV_SPIELER_ID>49000115	
✓		OK:<DGV_SPIELER_ID>49000090	
✗		ERR:NO HOMEID:Ueberpruefun	v

✓ OK
✗ Abbruch

If not successful verification of the players, you can click the button **Print list** button and print out the incorrect members:

## Spieler-IDs

Stand: 25.03.11, 08:49 Uhr

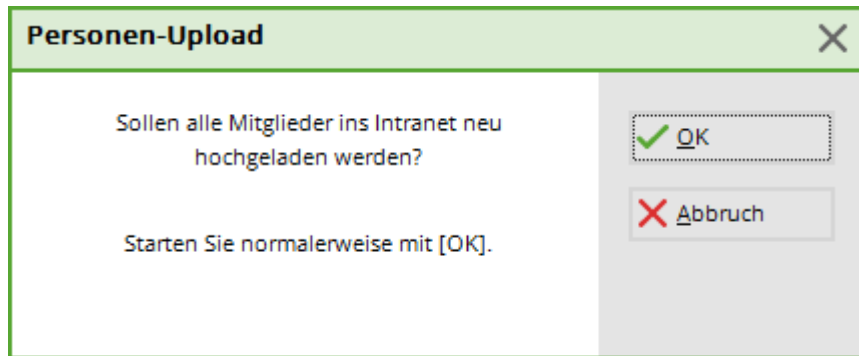
Nr.	Name	Ergebnis
1	Inaktiv, Ida	ERR:PLZ und Geburtsdatum fehlen

PC CADDIE 2011 © 1988-2008 Schmedding Software Systeme GmbH

In the printout you will see under **Result** the error message. Please correct these messages very carefully and upload them again.

## Transfer all members again

To ensure that all members joining and leaving the intranet are taken into account, use this function to upload all members to the intranet again.

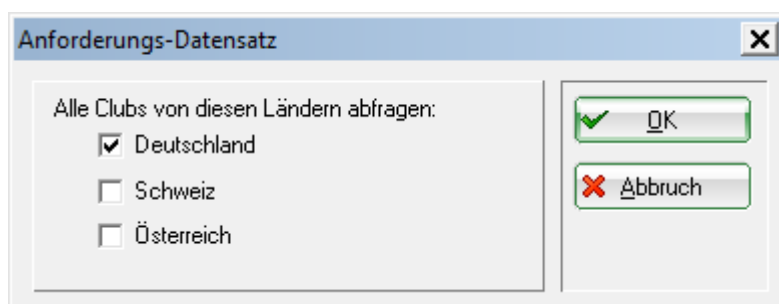


The following member data is currently transferred in accordance with the DGV intranet specifications (if recorded locally):

- Membership number
- Salutation
- Title
- First name
- Surname
- Name suffix
- Gender
- Age group
- Date of birth
- Country code
- POSTCODE
- Home club (if second member)
- Membership number in this home club
- DGV-ID
- Function in the club
- Country and postcode of place of residence
- Right to play (unrestricted, restricted, no right to play)
- Validity of membership from... to...
- Master handicap
- handicap block (if activated)

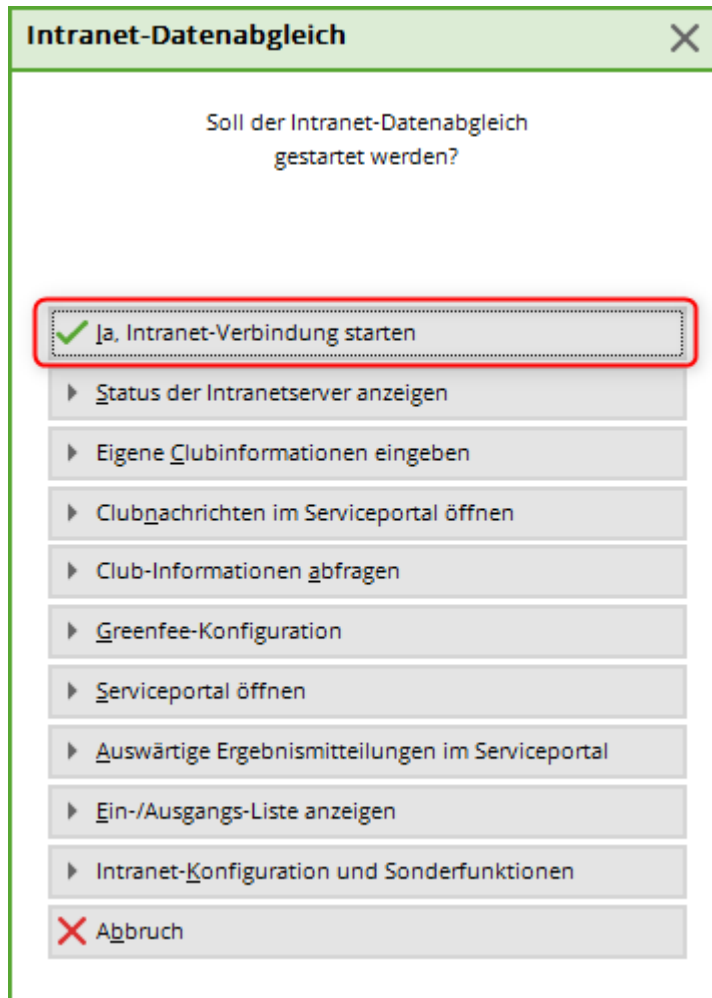
## Get current club data from the intranet database

You can use this function to load the addresses and contact persons (if the club has stored them on the intranet) of the German, Swiss and Austrian clubs.



## Start intranet connection

To finally transfer the data to the intranet, the intranet connection must be started.



## I am finished with all points



When you have completed finally click on the button ***I have finished with all points***. The window is no longer visible.

## Cancel for the time being and process at the next start

The dialogue ***Intranet update*** dialogue will appear until all points have been completed.

TIP If you would like to edit some of these points during the year, you will find the corresponding functions under ***Settings/Intranet configuration*** under the tab [Special functions](#)