



Start of the year dialogue (Swiss Golf)

The start of year dialogue is imported with the annual PC CADDIE update.

The dialogue appears after the update has been installed as soon as you have logged in to PC CADDIE, i.e. after the restart. Please work through the points step by step from top to bottom.

Intranet update 2017 ✕

At the beginning of the season you will need to go through the following steps to update all the required information for the Intranet.

Please carefully check the following information:

Check club address	done
Check club person data	open
Check CR data of all courses	open

Transfer all your data to the Intranet:

Check player IDs of all members	open
Transfer all members	open

We recommend loading the current Intranet data of other golf clubs:

Load current club data from Intranet database
Start Intranet connection
I have completed all steps
Cancel for now and continue with next start
Information under doku.pccaddie.com

As soon as a point has been processed, the word **open** to **done** .

Check club address

Please check your address, club number and contact details here.

Club-Adresse

Name: > Weiter

Landes-Code und Clubnummer: < Zurück

Landesgolfverband: ✓ OK

Hauptanschrift | Postanschrift | Rechnungsanschrift ✗ Abbruch

C/O:

Postfach:

Strasse:

PLZ:

Ort:

Steuer-Nr UstID

Telefon Z.Nr

Telefax

Mail

Homepage

Koordinaten

Angaben zum Club im JIS anzeigen und bearbeiten

Check club personal data

Update and add all persons who have a function in the club here.

Clubpersonen

Zählen Sie in dieser Liste alle Personen auf, die in Ihrem Golfclub eine Funktion haben!

	Anlage	Funktion	Bezeichnung	Rang
Clooney, George	0	1	Präsident	1
Kläuser, Holgi	0	8	Geschäftsführerin	1

F9
 F7

F5

F6

Check CR data for all seats

The CR data for your individual locations should always be checked via the intranet.

Select each location in your system and click on the button **Edit** button to go to the location settings.



If your pitch data has changed, it is essential to create a new pitch. [create a new course](#). If you overwrite a course that has been entered in past tournaments with changed new course data, the calculation would be updated to the new course in the past tournaments, e.g. when printing the results list.

Platz auswählen

Wählen Sie den gewünschten Platz dieses Clubs:

Platz-Bezeichnung	Nummer	Version	Code
Sonnenschein Platz Loch 1-18 - 18 Loch GC S	9001.1.1	2	15
aa 1-9	9001.1.2	1	7
Schmedding-D - bb 10-18	9001.1.3	1	11
GC Test	9001.5.1	1	17
Sonnenschein - Nordplatz	499001.0.0	0	1
Sonnenschein - Kurzplatz	499001.0.0	0	2
Sonnenschein - Nordplatz 2	0.0.0	0	3
Golfclub Schmedding e.V.	499001.0.0	0	4

Neuen Platz anlegen F9 **Bearbeiten F7** Löschen F5

Ende

Check player ID for members


You can use this function to obtain the player IDs of your members.

Spieler-IDs

Nicht erfolgreich geladen: 10 Liste drucken F8

OK
 Abbruch

✓		OK:<DGV_SPIELER_ID>49000083
✓		OK:<DGV_SPIELER_ID>49000012
✓		OK:<DGV_SPIELER_ID>49000115
✓		OK:<DGV_SPIELER_ID>49000112
✓		OK:<DGV_SPIELER_ID>49000119
✓		OK:<DGV_SPIELER_ID>49000032
✓		OK:<DGV_SPIELER_ID>49000052
✓		OK:<DGV_SPIELER_ID>49000147
✓		OK:<DGV_SPIELER_ID>49000074
✓		OK:<DGV_SPIELER_ID>49000097
✓		OK:<DGV_SPIELER_ID>49000101
✓		OK:<DGV_SPIELER_ID>49000113
✓		OK:<DGV_SPIELER_ID>49000064
✓		OK:<DGV_SPIELER_ID>49000037
✗		ERR:PLZ und Geburtsdatum feh
✓		OK:<DGV_SPIELER_ID>49000115
✓		OK:<DGV_SPIELER_ID>49000090
✗		ERR:NO HOMEID:Ueberpruefun

 With not successful verification of the players, you can click the button **Print list** button and print out the incorrect members:

Spieler-IDs

Stand: 25.03.11, 08:49 Uhr

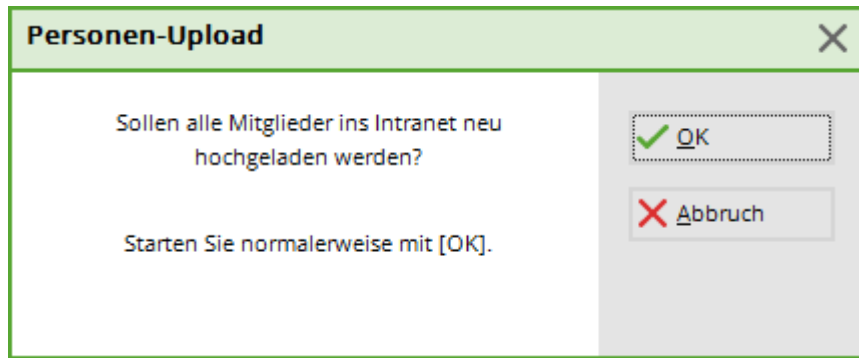
Nr.	Name	Ergebnis
1	Inaktiv, Ida	ERR:PLZ und Geburtsdatum fehlen

PC CADDIE 2011 © 1988-2008 Schmedding Software Systeme GmbH

In the printout you will see under **Result** the error message. Please correct these messages very carefully and then upload the members again.

Transfer all members again

In order for your members to be available on the ASG intranet, it is necessary to upload all data to the ASG server. Use this function to start the synchronisation.

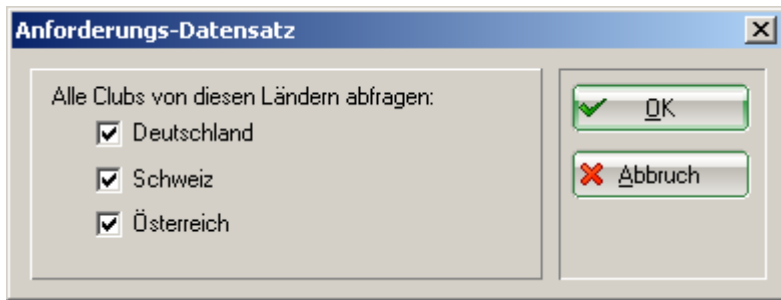


The following data for members is currently transferred in accordance with the ASG Intranet specifications (if recorded locally by you):

- Membership number
- Salutation
- Title
- First name
- Surname
- Name suffix
- Gender
- Age group
- Date of birth
- Country code
- Street
- POSTCODE
- City
- Home club (if second member)
- Membership number in this home club
- Intranet ID
- Function in the club
- Right to play (unrestricted, restricted, no right to play)
- Validity of membership from... to...
- Master handicap
- handicap status (active/inactive)
- Default lock (if activated)
- Language

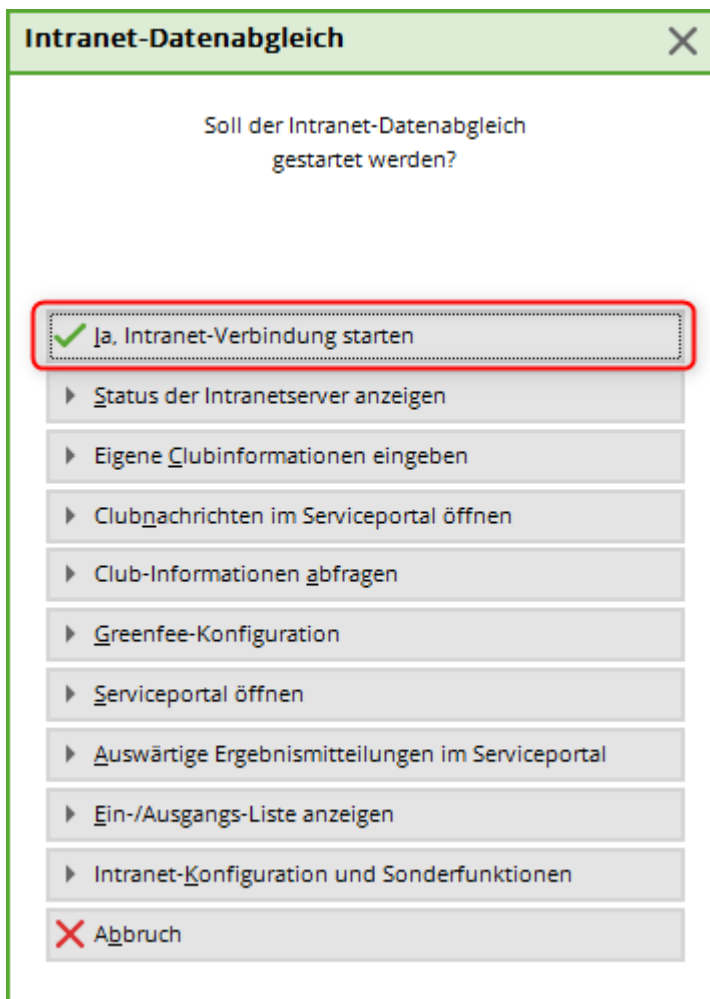
Get current club data from the intranet database

You can use this function to load the addresses and contact persons (if the club has stored them on the intranet) of the German, Swiss and Austrian clubs.



Start intranet connection

To finally transfer the data to the intranet, the intranet connection must be started.



I am finished with all points



When you have completed finally click on the button ***I have finished with all points***. The window is no longer visible.

Cancel for the time being and process at the next start

The dialogue **Intranet update** dialogue will appear until all points have been completed.

TIP If you would like to edit some of these points during the year, you will find the corresponding functions under **Settings/Intranet configuration** under the tab [Special functions](#)