

Simple evaluation of individual fields

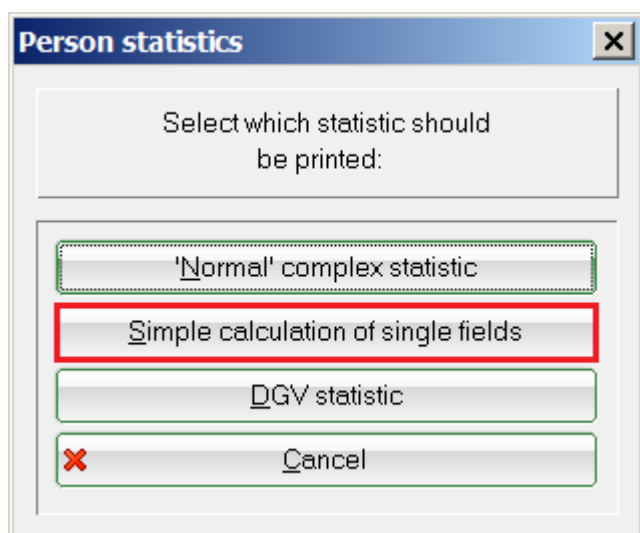
Member statistics in practice



It is often asked whether the statistics for membership types can also be collected for the past. It is only possible to determine how many members there were in the past based on the date of joining and leaving. The numbers of membership types cannot be determined in this way at present. We therefore recommend that you regularly create and save membership statistics so that they are available at all times. The setting explained below is particularly important. Have the characteristic fields and combinations of membership status and contribution status counted. Save the results regularly (per year, per quarter) as a PDF and possibly also as an Excel file.

Statistics setting

Under **Contacts/Statistics** you will find the option **Simple evaluation of individual fields**.



With the option **Simple evaluation of individual fields** option, PC CADDIE offers the possibility to quickly and easily count individual or multiple fields for a group of people. In the screenshot below, we have summarised the member characteristics <MERKMAL02.> and <MERKMAL03.> analysed to the exact number of member types in the various contribution classes:

Analyse fields [X]

Enter field function to analyse:

With this person group
 Def.

Analyse this field:

Fields [F2]

Print [F8]

Cancel

Person statistics - 07.11.18

Person filter: All members

Printed: 07.11.18, 14:59 h

Content	Number		Total	% of total		% of filled		Total	male	female	Total
	male	female		male	female	Total	male				
Total	5	6	11								
Filled	5	6	11	100,0	100,0	100,0					
Annual membership	1	0	1	20,0	0,0	9,1	20,0	0,0	9,1		
Company member	1	0	1	20,0	0,0	9,1	20,0	0,0	9,1		
Full	2	2	4	40,0	33,3	36,4	40,0	33,3	36,4		
Full Spouse	0	1	1	0,0	16,7	9,1	0,0	16,7	9,1		
Honorary member	0	1	1	0,0	16,7	9,1	0,0	16,7	9,1		
Passive	0	1	1	0,0	16,7	9,1	0,0	16,7	9,1		
Temporary Single	0	1	1	0,0	16,7	9,1	0,0	16,7	9,1		
Temporary Spouse	1	0	1	20,0	0,0	9,1	20,0	0,0	9,1		

PC CADDIE 2018 © 1988-2018 PC CADDIE AG, Horw, Switzerland

PROBEINSTALLATION: Testclub AG, TestCity

You can see directly in the printout how many members have been counted in which combination. If you want to know what you have stored for each member, you can create a list with the following content: <NAME_OHNE_TITEL.> <MERKMAL02.> <MERKMAL03.>. Here you can recognise directly if a contribution status has been inadvertently forgotten to be selected for members.

TIP Would you just like to know how many people are hidden behind the individual membership types? Enter the following in the filter <MERKMAL02.> in the filter. You will receive a list with the exact numbers via the desired field:

Person statistics - 07.11.18

Person filter: All members

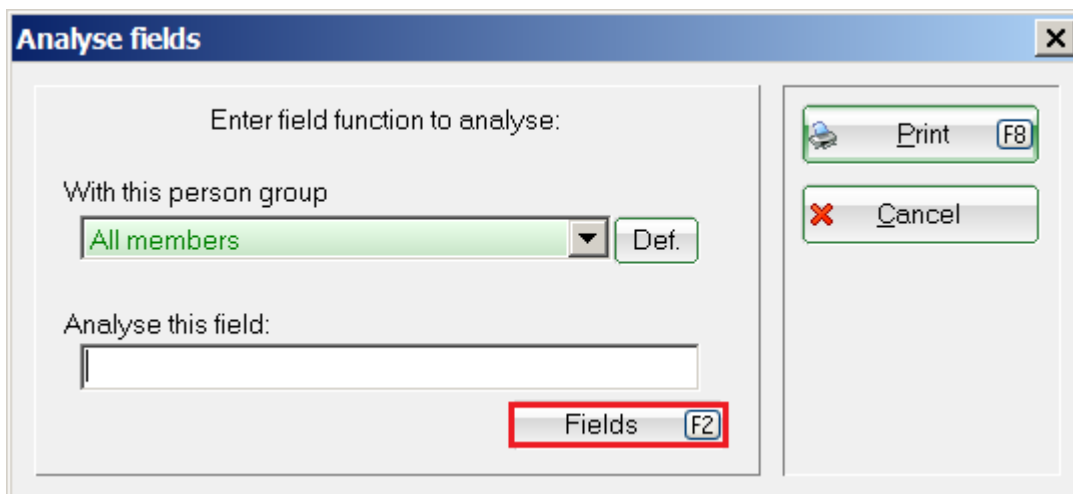
Printed: 07.11.18, 15:02 h

Content	Number		Total	% of total		% of filled			Total
	male	female		male	female	Total	male	female	
Total	5	6	11						
Filled	5	6	11	100,0	100,0	100,0			
Annual membership	1	0	1	20,0	0,0	9,1	20,0	0,0	9,1
Company member	1	0	1	20,0	0,0	9,1	20,0	0,0	9,1
Full	2	3	5	40,0	50,0	45,5	40,0	50,0	45,5
Honorary member	0	1	1	0,0	16,7	9,1	0,0	16,7	9,1
Passive	0	1	1	0,0	16,7	9,1	0,0	16,7	9,1
Temporary	1	1	2	20,0	16,7	18,2	20,0	16,7	18,2

PC CADDIE 2018 © 1988-2018 PC CADDIE AG, Horw, Switzerland

PROBEINSTALLATION: Testclub AG, TestCity

To find out how many members have a parking space, simply select the desired field using the **Fields** (F2) button to select the <STELLPLÄTZE.> button. You will see in the printout how often this field is filled or how many members have entered a parking space:



Here you can see the screen printout:

Person statistics - 07.11.18

Person filter: All members

Printed: 07.11.18, 15:06 h

Content	Number		Total	% of total		% of filled			Total
	male	female		male	female	Total	male	female	
Total	5	6	11						
Filled	0	0	0	0,0	0,0	0,0			
	5	6	11	100,0	100,0	100,0	0,0	0,0	0,0

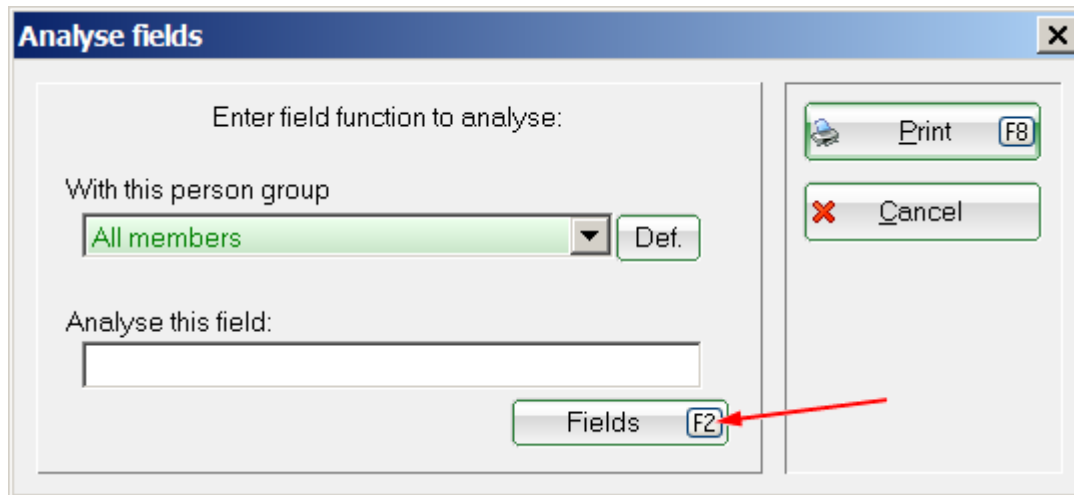
PC CADDIE 2018 © 1988-2018 PC CADDIE AG, Horw, Switzerland

PROBEINSTALLATION: Testclub AG, TestCity

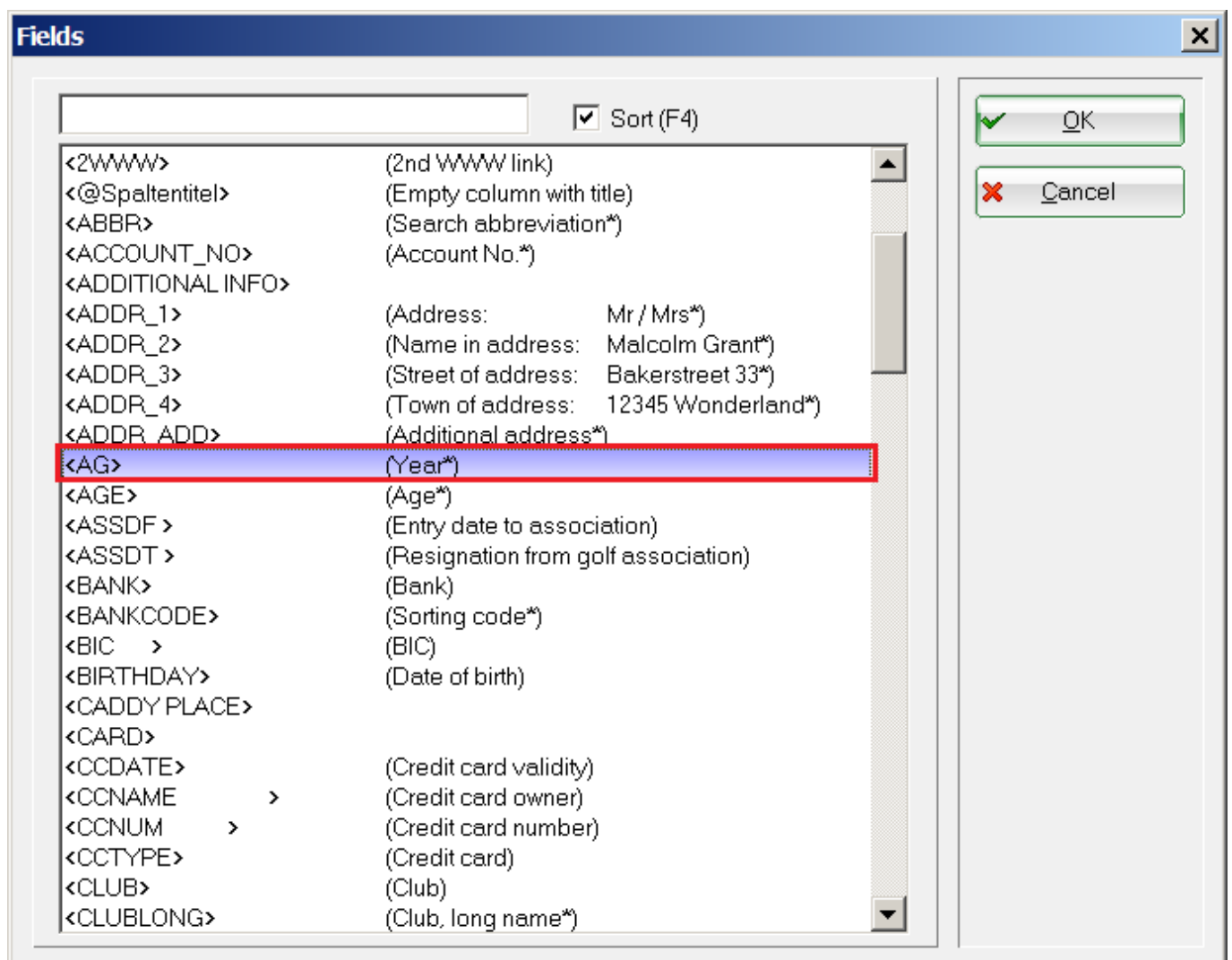
Number of members by year of birth and gender

Be creative with the possibilities of PC CADDIE.

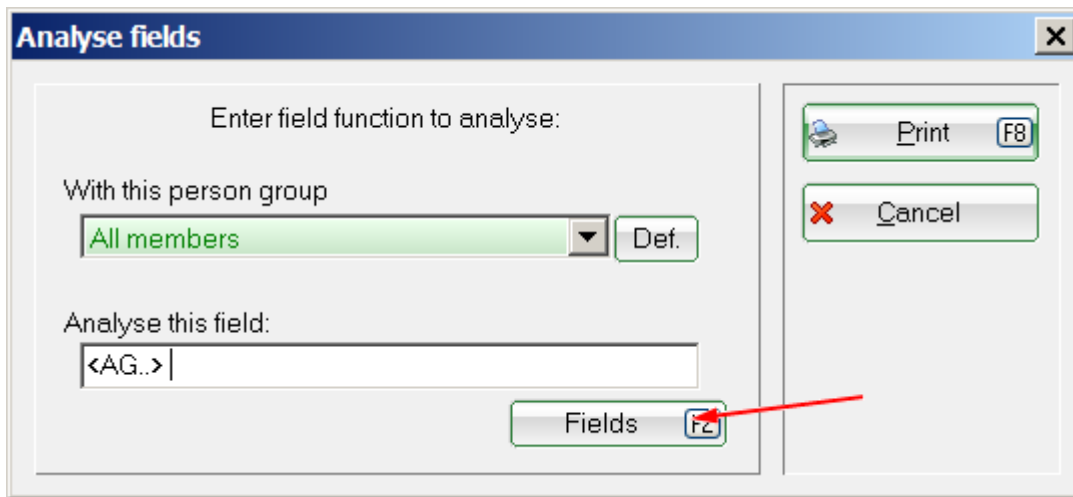
Do you need the number of members broken down by year of birth and gender? Use the simple evaluation of the fields. Take a look at the selection:



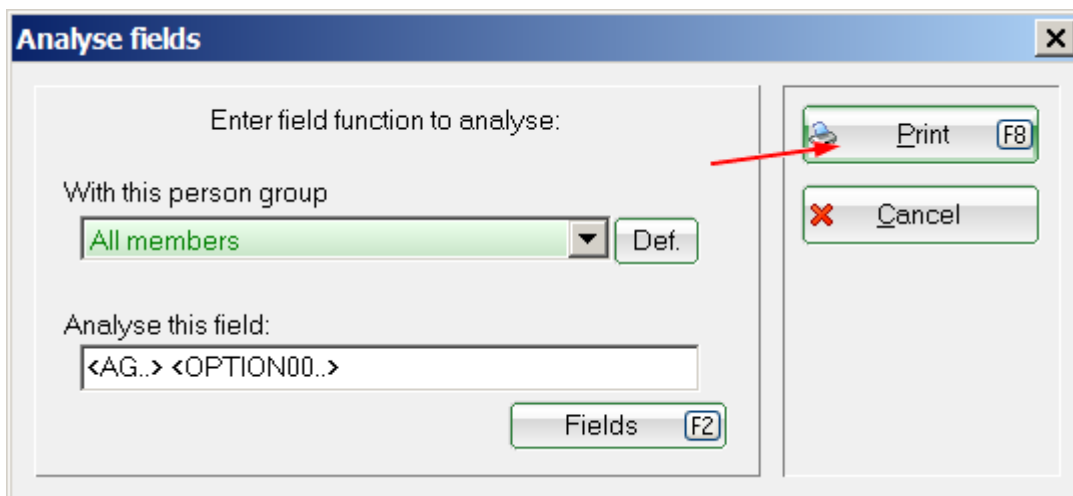
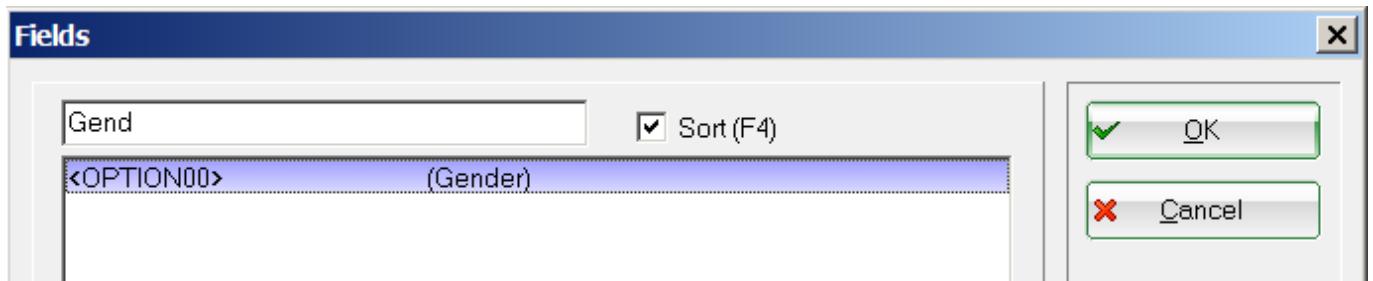
Select the vintage:



Go to the field selection again:



Here you can also search for fields such as „Gender“:



The persons are counted and you receive the numbers. If both genders occur in a year, 2 lines are printed, lines with zero are omitted!

Person statistics - 07.11.18

Person filter: All members

Printed: 07.11.18, 15:19 h

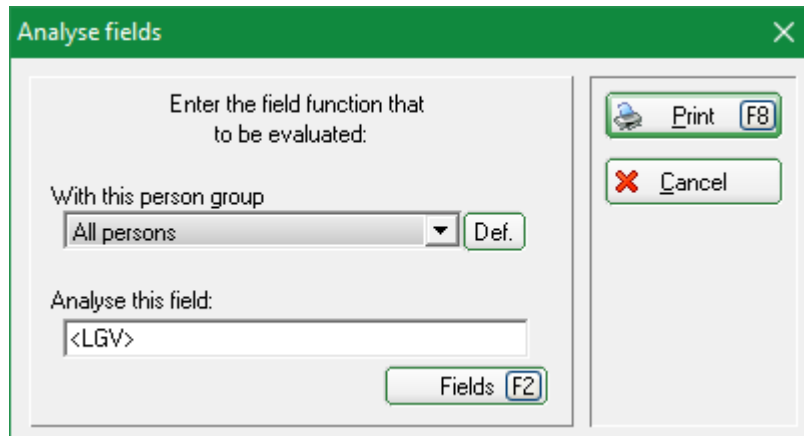
Content	Number		% of total			% of filled			
	male	female	Total	male	female	Total	male	female	Total
Total	5	6	11						
Filled	5	6	11	100,0	100,0	100,0			
Company, male contact	1	0	1	20,0	0,0	9,1	20,0	0,0	9,1
Female	0	2	2	0,0	33,3	18,2	0,0	33,3	18,2
Male	2	0	2	40,0	0,0	18,2	40,0	0,0	18,2
1950 Female	0	1	1	0,0	16,7	9,1	0,0	16,7	9,1
1955 Female	0	1	1	0,0	16,7	9,1	0,0	16,7	9,1
1965 Male	1	0	1	20,0	0,0	9,1	20,0	0,0	9,1
1970 Female	0	1	1	0,0	16,7	9,1	0,0	16,7	9,1
1979 Female	0	1	1	0,0	16,7	9,1	0,0	16,7	9,1
2001 Male	1	0	1	20,0	0,0	9,1	20,0	0,0	9,1

PC CADDIE 2018 © 1988-2018 PC CADDIE AG, Horw, Switzerland

PROBEINSTALLATION: Testclub AG, TestCity

Number of persons according to LGV - national associations

Statistics by LGV and male or female:



The command <LGV> command is not available in the fields and must be entered manually.

Person statistics - 19.10.20

Person filter: All persons

Printed: 19.10.20, 14:11 hour

Content	Number		% of total			% of filled			
	male	female	Total	male	female	Total	male	female	Total
Total	26	22	48						
Filled	6	10	16	23,1	45,5	33,3			
A	20	12	32	76,9	54,5	66,7	333,3	120,0	200,0
D_BW	0	1	1	0,0	4,5	2,1	0,0	10,0	6,3
NRW	0	1	1	0,0	4,5	2,1	0,0	10,0	6,3
NRW	6	8	14	23,1	36,4	29,2	100,0	80,0	87,5

PC CADDIE 2020 © 1988-2020 PC CADDIE AG, Horw, Switzerland

PROBEINSTALLATION: Testclub AG, TestCity