

PC CADDIE://online Teetime/trainer reservation

Due to currently increased search requests from APP users (golfers) of our customers:

Please note that this manual has been created for the technical installation and support of our online services for our customers at the golf courses.

Please direct any enquiries regarding registration, installation or use of our APP, e.g. for booking tee times, to our online team at support@pccaddie-online.de !



With the PC CADDIE://online Teetime reservation, your members and guests can book their tee times or coaching lessons **directly online around the clock.**

However, you as a club make the decisions. You decide directly in PC CADDIE who can play on the course and at what time. The system supports any number of golf courses, trainers, simulators and other areas.

Special functions, such as automatic replenishment of 1- or 2-man flights, specification check when booking (max. handicap difference, max. flight specification, ...) round off the system.

You have access to the booking statistics at any time and receive an overview of the use of the system in your club.



Save yourself a lot of phone calls and let them book you.

Responsive design

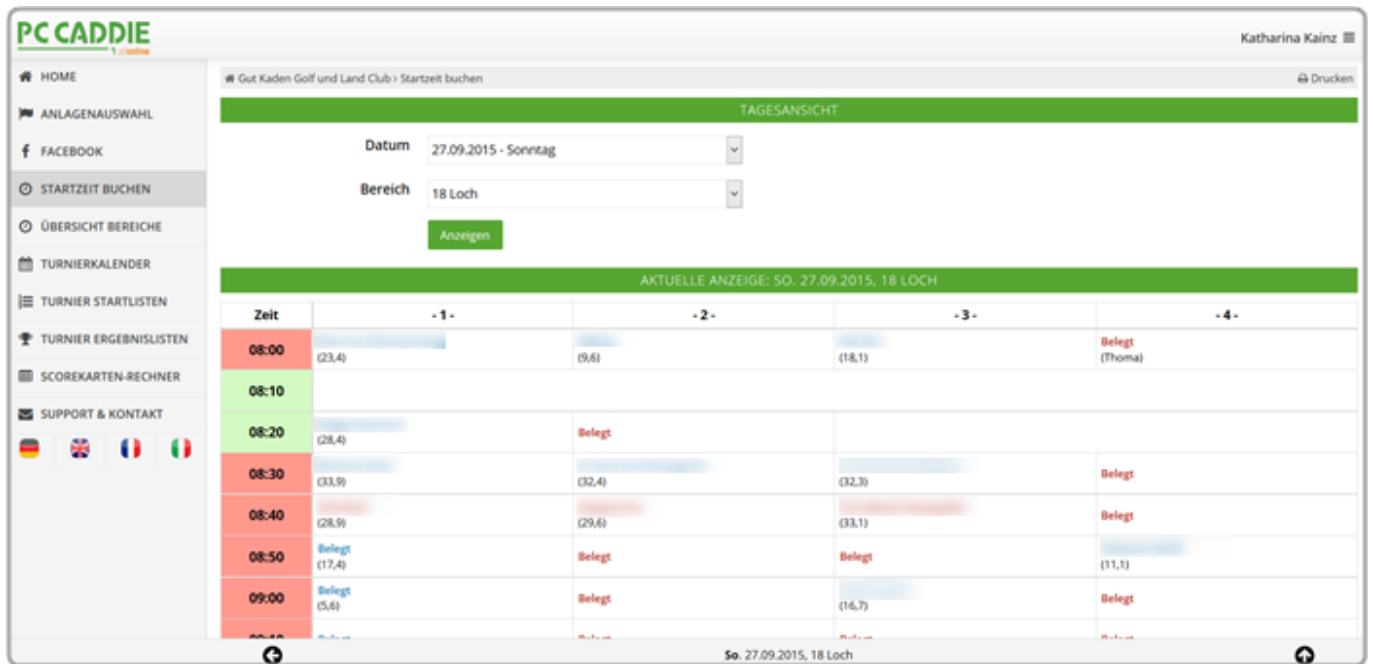
In responsive design, the PC CADDIE://online system adapts completely to the respective output device. If your website is programmed in Responsive Design, the services can be fully embedded via I-Frame.

[Nutzen Use this example link and "feel" the design adaptation on mobile devices for yourself.](#)

The customisation is shown below as an example:

PC/Laptop view

The menu on the left remains open. The content covers the entire width of the screen.



PCADDIE Katharina Kainz

Gut Kaden Golf und Land Club > Startzeit buchen Drucken

TAGESANSICHT

Datum: 27.09.2015 - Sonntag

Bereich: 18 Loch

Anzeigen

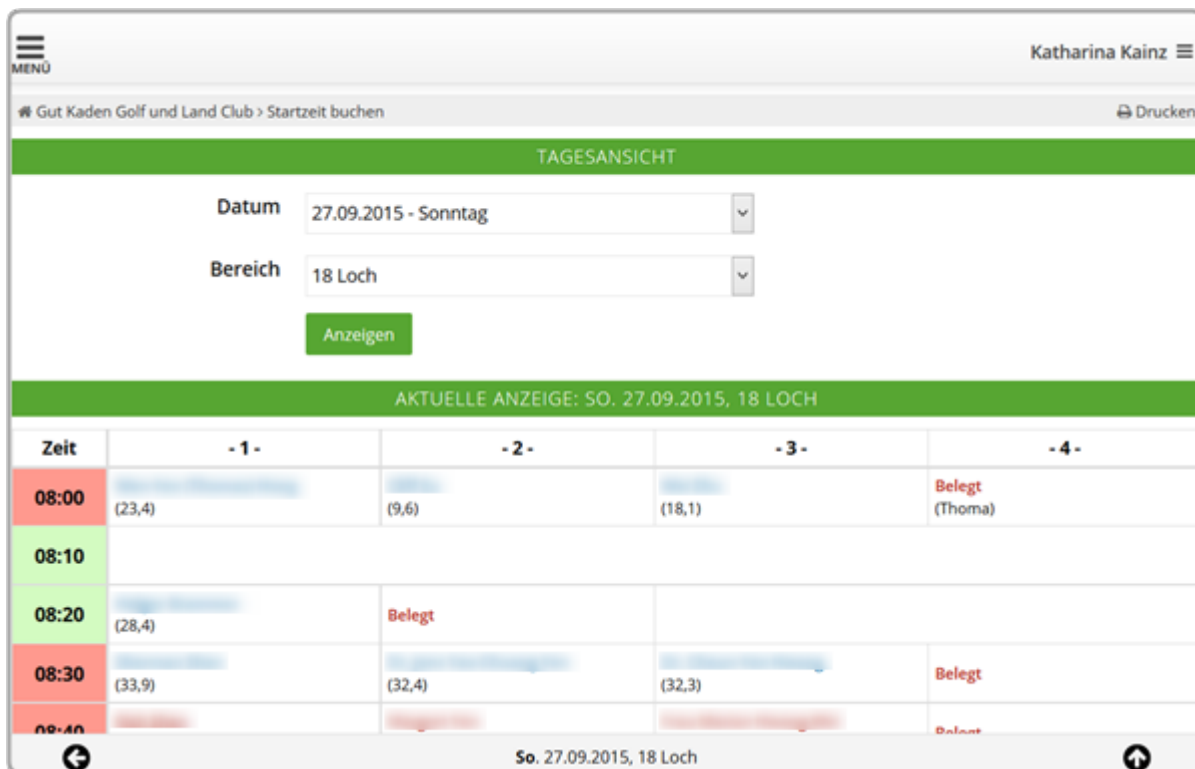
AKTUELLE ANZEIGE: SO. 27.09.2015, 18 LOCH

Zeit	- 1 -	- 2 -	- 3 -	- 4 -
08:00	(23,4)	(9,6)	(18,1)	Belegt (Thoma)
08:10				
08:20	(28,4)	Belegt		
08:30	(33,9)	(32,4)	(32,3)	Belegt
08:40	(28,9)	(29,6)	(33,1)	Belegt
08:50	Belegt (17,4)	Belegt	Belegt	(11,1)
09:00	Belegt (5,6)	Belegt	(14,7)	Belegt

So. 27.09.2015, 18 Loch

Tablet view

The menu is collapsed depending on the width of the tablet.



MENÜ Katharina Kainz

Gut Kaden Golf und Land Club > Startzeit buchen Drucken

TAGESANSICHT

Datum: 27.09.2015 - Sonntag

Bereich: 18 Loch

Anzeigen

AKTUELLE ANZEIGE: SO. 27.09.2015, 18 LOCH

Zeit	- 1 -	- 2 -	- 3 -	- 4 -
08:00	(23,4)	(9,6)	(18,1)	Belegt (Thoma)
08:10				
08:20	(28,4)	Belegt		
08:30	(33,9)	(32,4)	(32,3)	Belegt
08:40				Belegt

So. 27.09.2015, 18 Loch

Smartphone view

It is still convenient to use on a mobile device.

The screenshot shows a mobile application interface for booking a golf course. At the top, there is a hamburger menu icon and the text 'MENÜ'. The user's name 'Katharina Kainz' is displayed in the top right corner. Below this is a breadcrumb trail: 'Gut Kaden Golf und Land Club > Startzeit buchen'. A green bar contains the text 'TAGESANSICHT'. There are two dropdown menus: 'Datum' with the value '27.09.2015 - Sonntag' and 'Bereich' with the value '18 Loch'. A green 'Anzeigen' button is located below the dropdowns. Another green bar displays 'AKTUELLE ANZEIGE: SO. 27.09.2015, 18 LOCH'. Below this is a table with columns for time and hole numbers.

Zeit	- 1 -	- 2 -	- 3 -	- 4 -
08:00	(23,4)	(9,6)	(18,1)	Belegt (Thoma)
08:10				

At the bottom, there is a navigation bar with a back arrow, the text 'So. 27.09.2015, 18 Loch', and a forward arrow.

View without responsive design

Our standard module does not adapt to the output device.

◀ 24.09.2015 - Donnerstag ▼ ▶

◀ - Übersicht: Golfplätze - ▼ ▶

Anzeigen



Sehr geehrte Damen und Herren,

herzlich Willkommen zur PC CADDIE://online Startzeitenreservierung. Falls Probleme bei Buchungen auftreten sollten, melden Sie sich jederzeit sehr gerne. Wir freuen uns auf Sie.

▶ Haupt-Menü

▶ Start

- ▶ Timetable anzeigen
- ▶ Reservierung vornehmen
- ▶ Hilfe
- ▶ Support & Kontakt

© [PC CADDIE://online](http://PC_CADDIE://online)

▶ Besucher-Menü

[Bereits registriert?](#)

[Bitte loggen Sie sich ein:](#)

E-Mail oder Benutzername:

Passwort:

Login

[Passwort vergessen?](#)

▶ [Zugangsdaten anfordern](#)

Selection of the online view

In principle, you can use several views in your PC CADDIE://online Teetime reservation.

Timetable view

With this option, the online booker can view the entire timetable.

MENÜ		Katharina Kainz	
13:50	Café Elisabeth - Duschn Cup		
14:00	Café Elisabeth - Duschn Cup		
14:10	Café Elisabeth - Duschn Cup		
14:20	Café Elisabeth - Duschn Cup		
14:30	Belegt Mitglied (-16,8)	Belegt Mitglied (-18,9)	
14:40			
14:50	Belegt Mitglied (-24,7)	Belegt Mitglied (-29,5)	Belegt Mitglied (-41)
15:00	Belegt Mitglied (-27,2)	Belegt Gast (-54)	Belegt Gast (-29,9)
15:10			
15:20			
15:30			
Sa. 26.09.2015, Tee 1 9 oder 18 Loch zur Wahl			

- The timetable shows the time range from/to which you can view on the Internet in the [PC CADDIE://online Club Manager](#).
- You see the names of the booked players. Each player decides how their name is displayed. At the express request of the golf course, the name display for members can also be forced. All names can also be hidden by default, regardless of the user's settings.
- It is also possible to display the handicaps. These can generally also be hidden.
- You can identify the gender based on the name colour.
- You can also see whether they are members or guests. We can deactivate this option if you wish.
- The player can get a great overview of the day and is still restricted by the [Set timetable rules](#) restricted.
- If the [PC CADDIE://online tournament management](#), this can be linked to a tournament block. The customer can jump directly to the calendar via hyperlink and register for the tournament.
- The titles of the lockouts can, but do not have to, be published. This is particularly interesting for internal guest groups.

View bookings

With this variant, a player specifies that he wants to book a **number** of players, on a **date**, at a desired **period** on an offered **area** (court, trainer, masseur etc.).

Reservierung vornehmen

Schritt 1/3: Umgebung auswählen

Hier können Sie Buchungen für sich und weitere Personen vornehmen.

Bitte wählen Sie zuerst die Umgebung aus:

- Die Anzahl der gewünschten Personen, inklusive Ihrer Person.
- Der Tag, an dem Sie spielen wollen.
- Der Zeitrahmen, innerhalb dem Sie gerne spielen würden.
- Die Bereiche, in denen Sie gerne spielen möchten.

Umgebung

Anzahl Personen (erforderlich; Auswahl)

◀ 2 ▼ ▶

Tag (erforderlich; Auswahl)

◀ 27.09.2015 - Sonntag ▼ ▶

Zeitraumen (erforderlich; Auswahl)

◀ 07:00 - 09:00 Uhr ▼ ▶

Bereiche (erforderlich; Auswahl)

- Nick Faldo (Handicap-Voraussetzung Damen -28 und Herren -24)
- Stan Eby (Handicap-Voraussetzung Damen und Herren -54)**
- Arnold Palmer (Handicap-Voraussetzung Damen und Herren -36)**
- McEwan Course

Aktionen

Weiter

▶ Haupt-Menü

- ▶ Start
- ▶ **Reservierung vornehmen**
- ▶ Hilfe
- ▶ Support & Kontakt

© PC CADDIE://online

▶ Besucher-Menü

Bereits registriert?
Bitte [loggen Sie sich ein](#):

E-Mail oder Benutzername:

Passwort:

Login

[Passwort vergessen?](#)

▶ [Zugangsdaten anfordern](#)

[Neu hier?](#)

▶ [Erstregistrierung](#)

[Gibt es Schwierigkeiten?](#)

- ▶ [Tipps zu Mobilgeräten.](#)
- ▶ [Tipps zu Login-Problemen.](#)
- ▶ [Sonstiges.](#)

▶ Sprachauswahl

Deutsch ▼

The player is then given possible suggestions for their selection.

◀ 24.09.2015 - Donnerstag ▼ ▶

◀ Nick Faldo ▼ ▶

Anzeigen

Reservierung vornehmen

Schritt 2/3: Details auswählen

Bitte wählen Sie nun die Details aus:

- **Zeit und Bereich:**
wählen Sie eine Kombination aus (erforderlich)

Zeit und Bereich (erforderlich; Auswahl)

- So., 27.09.15, 09:40 Uhr | Arnold Palmer
- So., 27.09.15, 09:50 Uhr | Arnold Palmer**
- So., 27.09.15, 09:50 Uhr | Stan Eby (Pro bis HCP -54)
- So., 27.09.15, 10:30 Uhr | Arnold Palmer
- So., 27.09.15, 10:40 Uhr | Stan Eby (Pro bis HCP -54)

Aktionen

Weiter

Zurück

▶ Haupt-Menü

- ▶ Start
- ▶ Timetable anzeigen
- ▶ **Reservierung vornehmen**
- ▶ Hilfe
- ▶ Support & Kontakt

© PC CADDIE://online

▶ Benutzer-Menü

Sie sind eingeloggt:

Katharina Kainz

- ▶ Meine Reservierungen
- ▶ Meine Freunde
- ▶ Mein Profil
- ▶ Mein Golf (HCP)
- ▶ Meine Einstellungen
- ▶ E-Mail-Adresse ändern
- ▶ Passwort ändern
- ▶ Logout

▶ Sprachauswahl

Deutsch ▼

- In this variant, the player does not see not the entire timetable. Your timetable is less public.
- This variant cannot be not with the [PC CADDIE://online tournament management](#).
- The system suggests bookings for refilling.
- This option is not available in Responsive Design.

Display of the timetable

The following options are available for setting the timetable display:

1. Display without login to the system
2. Display only after login

 You can change this setting in the Club Manager under [Teetimes settings](#).

Display without logging into the system

 The user can immediately after pressing the button **Display** button to view the start times of the golf


club. This makes it particularly easy to gain an insight into the start times so that bookings can be optimised. The interested party is nevertheless informed that they must log in to view their name.


MENÜ		Login →	
10:10	Jugend Cup VI - Allianz Seitz Ranking und 9 Loch Challenge ab Tee 10		
10:20	Jugend Cup VI - Allianz Seitz Ranking und 9 Loch Challenge ab Tee 10		
10:30	Jugend Cup VI - Allianz Seitz Ranking und 9 Loch Challenge ab Tee 10		
10:40	Bitte einloggen um Namen zu sehen Mitglied (17,4)	Belegt Mitglied (24,2)	Belegt Mitglied (5,1)
10:50			
11:00	Belegt Mitglied (16,6)	Belegt Mitglied (32,3)	
11:10	Bitte einloggen um Namen zu sehen Gast (29,1)	Belegt Gast (32,4)	
11:20			
11:30			
11:40			
Sa. 26.09.2015, Championship Course			

Display only after login

With deactivated button **Display** button is deactivated, experience has shown that the number of customers who book online doubles. There is also a certain degree of protection, as the timetable is only accessible after logging into the system.

ANMELDUNG

 E-Mail / Benutzername



 Passwort

Login

Ohne Anmeldung weiter

Zugangsdaten vergessen

Neues Benutzerkonto anlegen



In general, customer enquiries are more qualified thanks to the introduction of the start time reservation. The customer has often already made a pre-selection and books this start time directly by telephone. This largely eliminates the need for advice over the phone.

Seat selection

Select any number of seats

Customise your seats as you wish:

Katharina Kainz

Gut Kaden Golf und Land Club > Startzeit buchen Drucken

TAGESANSICHT

Datum:

Bereich:

AKTUELLE ANZEIGE: SO. 27.09.2015, 9 LOCH

Zeit	- 1 -	- 2 -	- 3 -	- 4 -
08:00				
08:10				

Overview - Multiview of all available seats

The multiview provides the user with a comprehensive overview of the respective seat occupancy.

Gut Kaden Golf und Land Club > Übersicht Bereiche

ÜBERSICHT DER BEREICHE

Datum:

Bereich:

Anzeigen

AKTUELLE ANZEIGE: SO. 27.09.2015, - ÜBERSICHT: GOL

<

18 Loch	
08:00 Belegt	08:00 4 Plätze frei
08:10 4 Plätze frei	08:10 4 Plätze frei
08:20 2 Plätze frei	08:20 2 Plätze frei
08:30 Belegt	08:30 4 Plätze frei
08:40 Belegt	08:40 4 Plätze frei

ÜBERSICHT DER BEREICHE

 Datum

 Bereich

AKTUELLE ANZEIGE: SO. 27.09.2015, - ÜBERSICHT: GOLFP LÄTZE -

18 Loch	9 Loch
08:00 Belegt	08:00 4 Plätze frei
08:10 4 Plätze frei	08:10 4 Plätze frei
08:20 2 Plätze frei	08:20 2 Plätze frei

Daily selection for X days in advance

The number of possible bookable days can be set individually in the Club Manager, both for guests and for members. This setting can also be customised for individual persons.

ÜBERSICHT DER BEREICHE

Datum	Bereich	AKTUELLE ANZAHL	PLÄTZE
27.09.2015 - Sonntag	24.09.2015 - Donnerstag	18 Loch	9 Loch
	25.09.2015 - Freitag	08:00 Belegt	
	26.09.2015 - Samstag	08:10 4 Plätze frei	
	27.09.2015 - Sonntag	08:20 2 Plätze frei	
	28.09.2015 - Montag		
	29.09.2015 - Dienstag		
	30.09.2015 - Mittwoch		
	01.10.2015 - Donnerstag		
	02.10.2015 - Freitag		
	03.10.2015 - Samstag		
	04.10.2015 - Sonntag		
	05.10.2015 - Montag		
	06.10.2015 - Dienstag		
	07.10.2015 - Mittwoch		
	08.10.2015 - Donnerstag		
	09.10.2015 - Freitag		
	10.10.2015 - Samstag		
	11.10.2015 - Sonntag		
	12.10.2015 - Montag		

Views

Daily view

The day view is normally set in the timetable. This gives the user a comprehensive overview of the individual start times on the day of their choice with all the details.

TAGESANSICHT

 Datum

 Bereich

Anzeigen

AKTUELLE ANZEIGE: DO. 24.09.2015, YELLOW COURSE

Zeit	- 1 -	- 2 -	- 3 -	- 4 -
08:00	Online-Buchung nur für Mitglieder			
08:10	Online-Buchung nur für Mitglieder			
08:20	Online-Buchung nur für Mitglieder			
08:30	Online-Buchung nur für Mitglieder			


Do. 24.09.2015, Yellow Course


Weekly view

It is also possible to display several days. This is particularly recommended for booking trainer lessons. In the example, you can see a trainer schedule that shows a whole week and can display different statuses.

ÜBERSICHT DER AKTUELLEN TAGE

Datum: 24.09.2015 - Donnerstag

Bereich: Gaël

Anzeigen

AKTUELLE ANZEIGE: DO. 24.09.2015, GAËL

Zeit	Do. 24.09.	Fr. 25.09.	Sa. 26.09.	So. 27.09.	Mo. 28.09.	Di. 29.09.
08:00	08:00 Vergangenheit	08:00 Sperrung	08:00 Belegt	08:00 Sperrung	08:00 Belegt	08:00 Sperrung
09:00	09:00 Vergangenheit	09:00 Belegt	09:00 Belegt	09:00 Sperrung	09:00 Belegt	09:00 Sperrung
10:00	10:00 Vergangenheit	10:00 Kurs	10:00 Belegt	10:00 Sperrung	10:00 Belegt	10:00 Sperrung
11:00	11:00 Vergangenheit	11:00 Kurs	11:00 Belegt	11:00 Sperrung	11:00 Belegt	11:00 Sperrung



Here you can see a weekly view for the court:



AKTUELLE ANZEIGE: DO. 24.09.2015, YELLOW COURSE

Zeit	Do. 24.09.	Fr. 25.09. Achtung!! Shot Gun 12.00Uhr	Sa. 26.09.	So. 27.09.	Mo. 28.09.	Di. 29.09.
08:00	08:00 Vergangenheit	08:00 Sperrung	08:00 Sperrung	08:00 4 Plätze frei Online-Buchung nur...	08:00 4 Plätze frei Online-Buchung nur...	08:00 Die Anzeige für dies...
08:10	08:10 Vergangenheit	08:10 Sperrung	08:10 Sperrung	08:10 4 Plätze frei Online-Buchung nur...	08:10 4 Plätze frei Online-Buchung nur...	08:10 Die Anzeige für dies...
08:20	08:20 Vergangenheit	08:20 Sperrung	08:20 Sperrung	08:20 4 Plätze frei Online-Buchung nur...	08:20 4 Plätze frei Online-Buchung nur...	08:20 Die Anzeige für dies...
08:30	08:30 Vergangenheit	08:30 Sperrung	08:30 Sperrung	08:30 4 Plätze frei Online-Buchung nur...	08:30 4 Plätze frei Online-Buchung nur...	08:30 Die Anzeige für dies...
08:40	08:40 Vergangenheit	08:40 Sperrung	08:40 Sperrung	08:40 4 Plätze frei Online-Buchung nur...	08:40 4 Plätze frei Online-Buchung nur...	08:40 Die Anzeige für dies...
08:50	08:50 Vergangenheit	08:50 Sperrung	08:50 Sperrung	08:50 4 Plätze frei Online-Buchung nur...	08:50 4 Plätze frei Online-Buchung nur...	08:50 Die Anzeige für dies...
09:00	09:00 Vergangenheit	09:00	09:00 Sperrung	09:00 4 Plätze frei	09:00 4 Plätze frei	09:00 Die Anzeige für dies...


Overview / Multiview


The user has the course overview of several courses of a golf course in front of him on a general overview. He can then weigh up where the best opportunity is for him.

 MENÜ Login 

 Golf Club Domat Ems > Übersicht Bereiche  Drucken



ÜBERSICHT DER BEREICHE

Datum 

Bereich 

Anzeigen

AKTUELLE ANZEIGE: DO. 24.09.2015, - ÜBERSICHT: GOLFPLÄTZE -

Yellow Course	Blue Course
08:00 Vergangenheit	08:00 Vergangenheit
08:10 Vergangenheit	08:10 Vergangenheit
08:20 Vergangenheit	08:20 Vergangenheit

This can also be very informative for coaches, but above all fair in the advert.

ÜBERSICHT DER BEREICHE

 Datum

 Bereich

AKTUELLE ANZEIGE: FR. 25.09.2015, - ÜBERSICHT: TRAINER -



Gaël	Philippe	Simon
08:00 Sperrung	08:00 Sperrung	08:00 Sperrung
09:00 Belegt	09:00 Sperrung	09:00 Belegt
10:00 Kurs	10:00 1 Platz frei	10:00 Belegt


User registrations


Online user registration can only be created by the club

The user can only register at the secretariat to get access to the timetable

Anmeldung

Bitte geben Sie Ihre Zugangsdaten ein.

 E-Mail / Benutzername

 Passwort

LOGIN

ZUGANGSDATEN VERGESSEN





Carrying out the user registration

The login request also includes the new registration.

ANMELDUNG

Bitte geben Sie Ihre Zugangsdaten ein.

 E-Mail / Benutzername

 Passwort

Login

Ohne Anmeldung weiter

Zugangsdaten vergessen

Neues Benutzerkonto anlegen



User registration without club

Any user can register, no club membership is required for registration.

NEUREGISTRIERUNG

AUSWAHL

Bitte wählen Sie Ihren Weg aus:

- Für neue Benutzer:
[Registrierung ohne Ausweis des Golfverbandes](#)
- Wenn Sie die Registrierung bereits abgeschlossen
und Ihren Aktivierungscode erhalten haben:
[Benutzerkonto aktivieren](#)
- [Login](#)

Abbrechen

User registration only with club

The user must belong to an association (DGV, ASG, ÖGV) in order to be able to register with his/her membership number.

NEUREGISTRIERUNG

AUSWAHL

Für die Registrierung benötigen Sie einen Ausweis des Golfverbandes:

- Für Mitglieder des Golfverbandes ohne Online-Benutzerkonto:
[Registrierung starten](#)
- Wenn Sie die Registrierung bereits abgeschlossen
und Ihren Aktivierungscode erhalten haben:
[Benutzerkonto aktivieren](#)
- [Login](#)

Abbrechen

User registration both with and without a club

Both options are available here:

◀ 24.09.2015 - Donnerstag ▶

◀ 18 Löcher LINKS COURSE ▶

Anzeigen

Erstregistrierung

Hier können Sie Ihr persönliches Benutzerkonto anlegen.

Falls Sie bereits einen Zugang haben, wählen Sie bitte [Login] anstatt [Erstregistrierung], um sich am System anzumelden.

Sollten Sie Ihren Login (E-Mail bzw. Benutzername) oder Ihr Passwort nicht kennen, können Sie sich Ihre Daten im Menü unter [Zugangsdaten anfordern](#) zusenden lassen oder diese beim Support anfragen.

Im Falle, dass sich nur Ihre E-Mail-Adresse geändert hat, können Sie sich mit den alten Daten einloggen, unabhängig davon, ob Sie Ihre Mails noch abrufen können oder nicht. Nach dem Login haben Sie die Möglichkeit, Ihre Adresse zu ändern.

Hat sich Ihre E-Mail-Adresse geändert und Sie kennen Ihr Passwort nicht mehr, kontaktieren Sie bitte den Support.

Bei Fragen oder Problemen schauen Sie bitte in die [Hilfe](#) oder wenden Sie sich an den [Support](#). Vielen Dank!

Auswahl

Bitte wählen Sie Ihren Weg aus:

- Für Mitglieder des Golfverbandes ohne Online-Benutzerkonto:
[Registrierung mit Ausweis des Golfverbandes](#)
- Für neue Benutzer:
[Registrierung ohne Ausweis des Golfverbandes](#)
- Wenn Sie die Registrierung bereits abgeschlossen und Ihren Aktivierungscode erhalten haben:
[Benutzerkonto aktivieren](#)



Jetzt Startzeiten buchen



Jetzt Startzeiten buchen

▶ Haupt-Menü

- ▶ Start
- ▶ Timetable anzeigen
- ▶ Reservierung vornehmen
- ▶ Hilfe
- ▶ Support & Kontakt

© PC CADDIE://online

▶ Besucher-Menü

[Bereits registriert?](#)
[Bitte loggen Sie sich ein:](#)

E-Mail oder Benutzername:

Passwort:




Things to know - Features and settings:

- Multiple users can log in with the same e-mail address, which is particularly popular with partners or families. Different passwords are then automatically assigned.
- A login can always be deactivated in the event that the site wants to display the timetable online but not allow anyone to make a reservation.
- A user can change their data such as e-mail and password under user information - of course only if they are logged in.
- In addition, a user can also reset their access data via **Forgotten password** to his e-mail address.
- Users who wish to book both business and private rounds of golf can have multiple logins installed if they wish. A confirmation for reservations or cancellations is then sent to the e-mail address with which the user is logged in.
- User registration can, if desired, only take place via the club. The club can then check the registrations directly.

Registration via GOLF.AT

If a user logs in, the club can be suggested to him directly with golf.at can be suggested directly. This has the advantage that your customers can use the same login for both golf.at as well as for PC CADDIE://online.



ANMELDUNG

Bitte geben Sie Ihre Zugangsdaten ein.

Login mit golf.at Zugangsdaten

Login mit golf.at Zugangsdaten

Login mit PC CADDIE://online Zugangsdaten



Passwort

Login

Ohne Anmeldung weiter

Zugangsdaten vergessen

Neues Benutzerkonto anlegen



User registration via PC CADDIE://online

Furthermore, we can import existing member lists on request and thus set up a new online user account for the players or take over the old access data and send you this data again by e-mail on

request.


</ignore>Dies is a possible cover letter, which we send out very frequently.



Passwords that have already been used are not displayed for data protection reasons.

Mandatory fields for users

There are mandatory fields for your customers during user registration. The association ID number can optionally be used as a mandatory field during registration. As a golf club/golf course, you can define the following fields as mandatory fields for the users of your PC CADDIE://online start times system:

Specification	Advantage	Disadvantage
First name and surname	Identification, personal address	Input errors/other spellings
Address (street, postcode, city)	Identification, invoicing, contact	Input error
Date of birth	Assignment of age group, CRM (birthday greetings)	Spelling error
Mobile number	Information (start time in the tournament) and greetings (birthday greetings) via PC CADDIE://online WebSMS	Less service
E-mail address	Contact, information (booking confirmation), CRM (newsletter)	Less service and marketing opportunities
Association ID number	No registration without association ID, easier verification via intranet	 Golfers <u>without an</u> Association ID card are excluded

If the accounts originate from other sources, e.g. file import, information is often missing. For this reason, a check can also take place at other points at your request, e.g. immediately after registration. This ensures that you are not forced to provide important information.

Timetable



On Friday, 25.09.15 2 members will play 18 holes at 08:20 am. It would be possible for the person who is logged in to book in.



MENÜ		Katharina Kainz	
07:10			
07:20			
07:30			
07:40			
07:50			
08:00			
08:10			
08:20	Belegt Mitglied (27,8)	Belegt Mitglied (18,3)	
Jetzt buchen		2 Freie Plätze	
Gebucht: ① Belegt - Mitglied (27,8) ② Belegt - Mitglied (18,3)			
		Fr. 25.09.2015, 18 Loch-Platz - 9 oder 18 Loch zur Wahl	



Worth knowing:

- You can define the number of places for display and booking differently. For example, you can specify that up to two people can register for a coaching session, but as soon as a time is reserved, whether with one or two players, it is displayed as occupied.
- The timetable can display all rules, suspensions, breaks, courses and filters, just like PC CADDIE, but you can also set in PC CADDIE whether these options should only appear locally, only online or for both.
- It is possible to block start times for a tournament and link to this tournament in the online display in the betting calendar, for registration or just as information.
- If desired, each user can only book a start time once a day. This is an example of how the online modules communicate directly with the local club system.
- The name display is normally optional, but can also be forced or suppressed by the club.
- It is generally adjustable that a player can be displayed with his status, i.e. either as a guest or member, or that all players are only displayed as players (members), without differentiation from guests. The handicap can be hidden at the club's request. [PC CADDIE://online Customer service](#).
- Individual booking requests can of course be taken into account. These can be entered via the [timetable rules](#) in PC CADDIE.
- The display of reservations in the timetable is always up-to-date, so bookings are no longer possible if all slots are already occupied.

Reservations - Selection of players

Selection option from the friends list

 MENÜ Katharina Kainz 

 Golf Gut Glinde > Startzeit buchen  Drucken

Schritt 2/3: Details auswählen

Zeit und Bereich

Fr., 25.09.15, 08:20, 18 Loch Platz Tee 1 + Tee 10


Person 1

Kainz, Katharina

Person 2

Typ: Freund

Freund
(erforderlich)

Heck, Axel 

- bitte auswählen -

Beissel, Dunja

Börkel, Christian

Fuchs, Rainer

Golücke, Käthe

Heck, Axel

Liechti, Katrin

Siehler, Andrea

Sonnenschein, Susi

Stigler, Christian

Trapke, Lisa

Wagner, Daniela

PC CADDIE://online GmbH & Co. KG - Impressum



















You can create friends beforehand via the user account:

MENÜ Katharina Kainz

Golf Gut Glinde > Meine Freunde

Übersicht

Anzeige aktualisieren Freund einladen Freund hinzufügen (Nur mit Ausweis)

Nr.	Freund	
01/19	Frau Beissel, Dunja (Einladung angenommen.)	
02/19	Herr Börkel, Christian (Einladung angenommen.)	  
03/19	Frau Cordell, Doris (Einladung offen.)	  
04/19	Herr Fuchs, Rainer (Einladung angenommen.)	  
05/19	Frau Golücke, Käthe (Einladung angenommen.)	  
06/19	Herr Heck, Axel (Einladung angenommen.)	  
07/19	Herr Knoop, Olcher (Einladung offen.)	  

Stammvorgabe: 20

Mein Profil

Meine Einstellungen

E-Mail ändern

Meine Freunde

Passwort ändern

Mein Golf

Meine Turniere/Events/Kurse

Meine Reservierungen

Logout

Selection option from the member list - Search input

Schritt 2/3: Details auswählen

Zeit und Bereich

Do., 24.09.15, 18:00, 18 Loch Platz Tee 1 + Tee 10

Person 1

Typ: Freund

Typ: Gast

Typ: Mitglied suchen

Name

(erforderlich)

Stenzel, Julian
Thorns, Julian

und wählen Sie einen Eintrag aus der Trefferliste aus.



The member search includes all users registered in PC CADDIE://online for your golf course. We therefore recommend a complete member import. This can also be stored automatically without registration. The member search is only available to members. If you would like to activate this option, [please do not hesitate to contact us](#).

Entering the association ID number

Typ: Spieler/in

Die Angaben Heimatclub und Mitgliedsnummer sind optional. Beachten Sie bitte, dass ohne diese Angaben die Person - unabhängig von ihrem Status - nur als Gast gebucht werden kann.

Um eine 10-stellige Ausweisnummer einzugeben, wählen Sie bitte den Heimatclub aus (die ersten 4 Ziffern der Ausweisnummer) und geben Sie als Mitgliedsnummer die letzten 6 Ziffern der Ausweisnummer an.

Anrede

(erforderlich)

- bitte auswählen - 

Titel

(optional; z.B.: Prof., Dr.)

Vorname

(erforderlich)

Nachname

(erforderlich)

Heimatclub

(optional)

Bitte geben Sie die Clubnummer oder einen Teil des Clubnamens ein und wählen Sie einen Eintrag aus der Trefferliste aus.

Mitgliedsnummer

(optional; Nummer, Stellen: 6)

Entry without association ID number

Person 2

- Typ: Freund
 Typ: Spieler/in

Die Angabe des Heimatclubs ist erforderlich.

Anrede

(erforderlich)

- bitte auswählen - 

Titel

(optional; z.B.: Prof., Dr.)

Vorname

(erforderlich)

Nachname

(erforderlich)

Heimatclub

(erforderlich)

Bitte geben Sie die Clubnummer oder einen Teil des Clubnamens ein und wählen Sie einen Eintrag aus der Trefferliste aus.

- Person nicht buchen

Worth knowing:

- The respective points can be deactivated at will.
- For each reservation, the player, the team-mates and optionally also the club or coach (sheet, area, ...) receive a confirmation by e-mail. This contains an appointment import so that the reservation information can be transferred directly to your own calendar, e.g. Outlook.
- As a club, you can request a daily report on all bookings. This can be done in the Club Manager under [Mails/Notifications](#).
- The club can set an upper limit within which a player can select the duration of their booking. For example, a coach can choose between 30, 60 or 90 minutes.
- Item settings are also possible and can be clearly assigned directly when booking. This setting can be made via the Club Manager under [Articles/Services](#).

Cancelling bookings

MENÜ Axel Heck

Golfclub Abenberg e.V. > Meine Reservierungen Drucken

Übersicht

Details	Personen	Aktionen	Aktionen	
01/01 39500	So., 27.09.2015, 08:00 Golfclub Abenberg e.V. 18 Loch Platz, Tee 1 + 18 Loch, Tee 10	Heck, Axel	anzeigen	stornieren

Anzeige aktualisieren

PC CADDIE://online GmbH & Co. KG - Impressum

MENÜ Axel Heck

Golfclub Abenberg e.V. > Meine Reservierungen Drucken

Anzeige / Storno

Datum: Sonntag, 27.09.2015

Zeit: 08:00 Uhr

Club: Golfclub Abenberg e.V.

Bereich: 18 Loch Platz, Tee 1 + 18 Loch, Tee 10

Reservierungen [39500] Heck, Axel

Zurück zur Übersicht Markierte Reservierungen stornieren

PC CADDIE://online GmbH & Co. KG - Impressum

- A player may cancel his booking up to a time specified by the golf course. The cancellation deadline is set in the [local timetable area](#).
- The player can also cancel those positions that he has also reserved. This can be optionally defined in the [PC CADDIE://online Club Manager](#) This can be optionally set in the
- The co-reserved person can cancel themselves, but not the person who originally made the reservation.

Online administration

A user can be given online administration for a timetable area.

This is implemented as follows:

A trainer's area can be explicitly activated for their user account. To do this, please register once on the trainer system as if you were a customer. Since you as a Pro have no association ID card, you should register as a non-association member. Please enter an e-mail address. Once you have successfully registered, please send your e-mail address to the PC CADDIE://online Customer service. The PC CADDIE://online Customer service will then inform you of the authorisation by e-mail.

Additional functions can be authorised not only for trainers, but also for other areas such as golf courses, tennis courts, simulators, etc. Each area is assigned to one user account.

You can use the following options with the activated access:

First select a time:

The screenshot shows the PCCADDIE online administration interface. At the top, there is a date selector set to "12.02.2011 - Samstag" and an "Anzeigen" button. Below this, the main content area displays a timetable for the week of "12.02.2011 - 18.02.2011". The timetable is a grid with columns for days (Sa 12.02, So 13.02, Mo 14.02, Di 15.02, Mi 16.02, Do 17.02, Fr 18.02) and rows for time slots (08:00, 08:30, 09:00, 09:30, 10:00, 10:30, 11:00, 11:30, 12:00). Each cell in the grid contains a time value. A red arrow points to the 08:30 slot on Saturday. To the right of the timetable, there is a sidebar with a blue header "Haupt-Menü" containing links for "» Start", "» Hilfe", and "» Kontakt / Support". Below that is another blue header "Besucher-Menü" with the text "Sie sind angemeldet: PRO" and links for "» Buchungen anzeigen", "» Buchungen stornieren", "» Meine Freunde", "» Mein Profil", and "» Meine Einstellungen". At the top right of the sidebar, there is a small clock icon and a message: "Wir kommunizieren direkt mit dem lokalen PCCADDIE System vor Ort, daher kann es bei den Anfragen zu Wartezeiten von bis zu 10 Sekunden kommen".

The following 2 options are available to you:

ONLINE TEETIME RESERVIERUNG

WWW. STARTZEIT.COM 

12.02.2011 - Samstag ▼ ▼ Anzeigen

Details Ihrer gewünschten Trainerstunde:

Datum:	12.02.2011
Uhrzeit:	08:00 Uhr
Trainer:	[Name]

1 Sperrung buchen

Welche Personen möchten Sie für diese Uhrzeit buchen?

1. Spieler 2 ↔

Person mit bekannter DGV-Ausweisnummer

Anrede: Herr ▼ STV:

Vorname: Name:

Ausweisnummer:

Haupt-Menü

- » Start
- » Hilfe
- » Kontakt / Support

Besucher-Menü

Sie sind angemeldet:

PRO [Name]

- » Buchungen anzeigen
- » Buchungen stornieren
- » Meine Freunde
- » Mein Profil
- » Meine Einstellungen
- » Mitgliedschaft / STV (HCP)

Wir kommunizieren direkt mit dem lokalen PCCADDIE System vor Ort, daher kann es bei den Anfragen zu Wartezeiten von bis zu 10 Sekunden kommen

1. You can book and cancel suspensions. We recommend booking suspensions over several days (holidays) with the secretary's office.
2. Book a unit for your students/customers.

TIP You can see all names in the system and contact the customers accordingly. It is not necessary to call the secretary's office beforehand. All start times can be viewed the evening before. This means he is always up to date and „overlooking“ bookings is significantly minimised.

The Pro system can also be accessed via the URL www.pccaddie.net/prosystem can be called up:

PC CADDIE Golflehrersystem
Angemeldet als: Katharina Kainz
[John]

ÜBERSICHT

<ul style="list-style-type: none"> 08:00 [Icon] 08:30 [Icon] 09:00 [Icon] 09:30 [Icon] 10:00 [Icon] 10:30 [Icon] 11:00 [Icon] 11:30 [Icon] 12:00 [Icon] 12:30 [Icon] 13:00 [Icon] 13:30 [Icon] 14:00 [Icon] 14:30 [Icon] 15:00 [Icon] 15:30 [Icon] 16:00 [Icon] 16:30 [Icon] 17:00 [Icon] 17:30 [Icon] 18:00 [Icon] 18:30 [Icon] 19:00 [Icon] 	<div style="border: 1px solid #ccc; padding: 5px; margin-bottom: 10px;"> <p style="text-align: center;">PC CADDIE Golflehrersystem Angemeldet als: Katharina Kainz [John]</p> <p style="text-align: center;">HEUTE BUCHEN</p> <p style="text-align: center;">SUCHEN STORNO</p> <p style="text-align: center; font-size: 0.8em;">(c) 2007 tiny.de consult</p> </div> <div style="border: 1px solid #ccc; padding: 5px;"> <p style="text-align: center;">PC CADDIE Golflehrersystem Angemeldet als: Katharina Kainz [John]</p> <p>Zeit: 11.09 - 12:00 ▼</p> <p>Typ: <input checked="" type="radio"/> Sperrung <input type="radio"/> Person...</p> <p>Ausw.nr./ID: </p> <p>Vorname: </p> <p>Nachname: </p> <p style="text-align: center;">BUCHEN ABBRECHEN</p> <p style="text-align: center; font-size: 0.8em;">(c) 2007 tiny.de consult</p> </div>
--	---

The page shown has been specially optimised for PDAs. This basically means that it is a smaller, slimmed-down and optimised version of the normal booking page. The trainer can call up this page

externally via a browser and access it using his password.

Tour Operator

Worth knowing:

- A tour operator can receive a larger forecast released by the club in his view. They can then see 50 days instead of the default 10 days, for example.
- In contrast to the normal user, the tour operator does not primarily have to book in his own person, but only „additional“ players, so he only makes reservations for others.
- When retrieving the reservations, it is not the reservations relating to him that appear, but those made by him.
- In PC CADDIE it is possible to determine which bookings were made by which tour operator. A tour operator number/ID is stored online for this purpose.
- A tour operator can book trainers or other sheets.

Booking overview

Things to know:

- Bookings can be made both locally and online. The timetables are synchronised live via the club's TT server so that both are always up to date: [PC CADDIE://online Real-time service](#)
- The coach can receive the next day's schedule by e-mail.
- There is a „Marshall“ view, which is optimised for a PDA/handheld device and which a club can call up directly from the pitch via its mobile device, for example, to see who has booked when. This makes it possible to quickly check whether a player has booked a start time.
- The club can have copies of the reservation and/or cancellation confirmations sent to them. They can also switch off these options. The club receives a daily report on all reservations, cancellations and user registrations for the current day. This service can also be cancelled.
- Information (cancellations/reservations) can also be sent by SMS or e-mail. A PDA is particularly suitable for this purpose. Notifications are primarily sent for online bookings. You can also activate the notification for local bookings, but someone must first call up the timetable of the day in question online so that the reservation is recognised by the online module and a message can be sent. As SMS are only designed for short texts, a separate SMS is sent for each booking. Notifications are sent at most every 10 minutes. The module [PC CADDIE://online WebSMS](#) module is required for this.

Advertising/Sponsors

- Advertising and information with optional image/text/link can be displayed in different areas at different times, e.g. on the start page, above the timetable, booking confirmation, etc.
- Independently of this, a graphic, such as a business card or flyer, can be stored for an area, e.g. a trainer or physiotherapist, which can then optionally also be sent in booking confirmations for this area.
- You can store the images in the [PC CADDIE://online Clubmanager](#).



ACHTUNG: Einschränkungen durch Pflegemaßnahmen!

- **9-Loch-Platz: 28.09. - 02.10.2015**
- **18-Loch-Platz: 05.10. - 09.10.2015**
- Aerifizieren und Sanden der Grüns und Abschläge

Information

Style/CSS/Layout

The style can be customised according to your CI via CSS in the [PC CADDIE://online Club Manager](#) can be customised. Here you can give free rein to your creative streak. If you wish, we can customise it for you free of charge.

The screenshot shows the website for Golfclub Schwanhof e.V. The header includes navigation links: Home, News, Club, Golfanlage, Turniere, Golfschule, Restaurant, Golfshop, Gäste, Hotel. Below this is a sub-menu with: Allgemein, Teetimes, Golflehrer, Turnier, Startlisten, Ergebnislisten. The main content area features a 'Login' button and a breadcrumb trail: 'Golfclub Schwanhof > Startzeit buchen'. A 'Drucken' button is also present. The interface is set to 'TAGESANSICHT' (Daily View) for the date '01.10.2015 - Donnerstag' and the 'Championship Course'. An 'Anzeigen' button is visible. Below this, a table shows the current display for 'DO. 01.10.2015, CHAMPIONSHIP COURSE'.

Zeit	- 1 -	- 2 -	- 3 -	- 4 -
06:50	Sperrung			
07:00				

You can insert images, such as a start picture or a logo. Texts are also possible, such as the current weekly highlight, a picture of the pro or general information. Otherwise, please get in touch with [PC CADDIE://online Customer service](mailto:PC CADDIE://online) we will be happy to help you.

General settings



In general, the online modules are configured via the [PC CADDIE://online Club Manager](mailto:PC CADDIE://online).

Useful information:

- Daily maintenance work or offline times can be set at which the user only receives an absence message when accessing the online services. The text for this can be specially formulated.
- A holiday setting, for example a winter break (in the period from ... to ... free choice of text) can also be entered.
- The club can be notified by e-mail and also by SMS if the timetable server is not available and therefore no online reservation etc. is possible, and can then find and solve the problem (server not running, timetable server programme not running, computer has no Internet connection, ...).

UserManual + FAQ

Under online.pccaddie.com you will find a UserManual for your customers. This is linked to the standard module.



There is no UserManual for the Responsive Services. This shines through instinctive user-friendliness (usability).

1. This is where the customer can find all the services offered by the golf course.
2. All personal settings and bookings can be found there.
3. Simple language selection under the menu.

1

2
Axel Heck

- HOME
- STARTZEIT BUCHEN
- TRAINER WOCHENPLAN
- TRAINER BUCHEN
- TRAINER ÜBERSICHT
- TURNIERKALENDER
- TURNIER STARTLISTEN
- TURNIER ERGEBNISLISTEN
- SCOREKARTEN-RECHNER
- SUPPORT & KONTAKT

- Stammvorgabe: 3.0i
- Mein Profil
- Meine Einstellungen
- E-Mail ändern
- Meine Freunde
- Passwort ändern
- Mein Golf
- Meine Turniere/Events/Kurse
- Meine Reservierungen
- Logout

3

1 Donnerstag	Senioren AEK Trophy 5 Stableford Einzel - Stableford / vorgabenwirksam
Okt. 2015 1 Donnerstag	Senioren AEK Trophy 5 Stroke und 2. Runde Sektionsmeisterschaft Einzel - Stroke Play / vorgabenwirksam
Okt. 2015 2 Freitag	CS Race to Wylihof Einzel - Hcp 0 - 18.4: Stroke Play - Hcp 18.5 - 36.0: Stableford / vorgabenwirksam
Okt. 2015 4 Sonntag	Junioren Turnier Einzel - Stableford / vorgabenwirksam

Contact/Support

If you have any questions, please contact your [PC CADDIE://online Customer service](#).