

PC CADDIE://online Marshal Administration

With the [PC CADDIE://online APP plus responsive design](#) marshals and starters can keep an eye on the flights in real time. Always suitable for every mobile phone and tablet (responsive design), the view offers functions that go beyond the classic course occupancy overview.

Prerequisite

The marshal administration is available within our [PC CADDIE://online APP plus responsive design](#) available. The APP requires permanent mobile radio or W-LAN and can be used on the entire golf course.

Creation of marshal access

A marshal first needs a [PC CADDIE://online user account](#). Once the chosen person has received the access data, their PC CADDIE://online user account can be „elevated“ to a marshal account. To do this, please provide the e-mail addresses used for the marshals to your [PC CADDIE://online Customer service](#) for activation.

In the APP, any number of starters and marshals receive their own access.

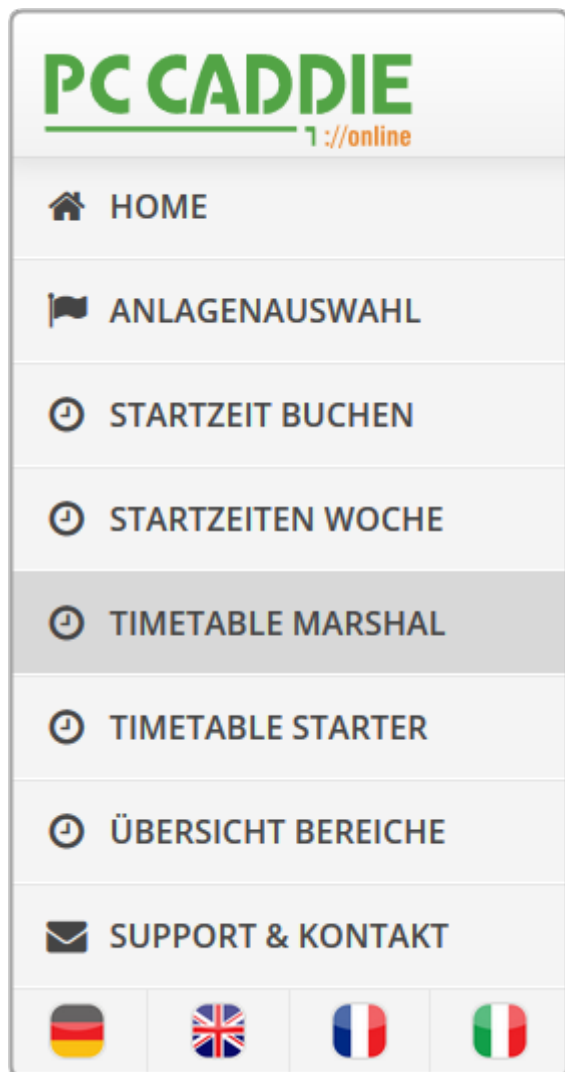
Additional functions

- The marshal can now book any number of **start times for other people**.



If the marshal himself is also a member, he will no longer appear in first place when booking. For his own private bookings, he simply has to book himself in the same way as another player.

- Furthermore, regardless of the golfer's personal setting, he can **see all names**.
- If desired, any number of **any number of days** can be activated for display.
- After logging in, the marshal has **2 additional menu items** which are described below.



Timetable Marshal

In order to be able to use this menu item appropriately, you must first go to the [PC CADDIE://online Club Manager under Marshal / Starter](#) and enter the par and time per hole. After entering the data, the menu item can be used in full.

Static view

There are no playing groups on the course early in the morning.

PC CADDIE

1./online

Axel Heck

HOME

ANLAGENAUSWAHL

STARTZEIT BUCHEN

STARTZEITEN WOCHE

TIMETABLE MARSHAL

TIMETABLE STARTER

ÜBERSICHT BEREICHE

SUPPORT & KONTAKT

MARSHAL

Datum

05.10.2015 - Montag

Bereich

18-Loch

Anzeigen

AKTUELLE ANZEIGE: 18-LOCH

Derzeit befinden sich keine Spielgruppen auf dem Platz.

Vorlauf

30 min.

Taking into account the passage times, the flow of play is as follows:

PC CADDIE	1./online	Axel Heck
HOME		Startzeit: 08:33 Uhr / Spieldauer: 01:28:19
ANLAGENAUSWAHL	7	● R
STARTZEIT BUCHEN	Par 4	
STARTZEITEN WOCHE	15 min.	
TIMETABLE MARSHAL	1:45	Startzeit: 08:24 Uhr / Spieldauer: 01:37:19
TIMETABLE STARTER		● S
ÜBERSICHT BEREICHE		● N
SUPPORT & KONTAKT		● S
		● M
	8	Startzeit: 08:15 Uhr / Spieldauer: 01:46:19
	Par 4	● S
	14 min.	● N
	1:59	
		Startzeit: 08:06 Uhr / Spieldauer: 01:55:19
		● R
		● A
		● H
		● H
	9	Startzeit: 07:57 Uhr / Spieldauer: 02:04:19
	Par 3	● B
	14 min.	● H
	2:13	● W
	10	Startzeit: 07:48 Uhr / Spieldauer: 02:13:19
	Par 4	© Sperrung
	17 min.	
	2:20	

- In an overview, you have a perfect overview of the passage times and flow of play, the flights

are calculated and displayed with the start time and planned playing time at the tees. The marshal recognises from the times whether the players are within the specified time and also knows exactly who should be where.

- The marshal can see the player's name, handicap, home club and the **name, handicap, home club and the number of holes booked**.
- In addition, the marshal can check **membership type and playing rights** can be made available to the marshal.
- The black dot shows the status, whether the person has already been booked or whether they have paid.

Interaction

If you tap on a flight, the following window opens.

The screenshot shows the PC CADDIE online interface. A modal window titled "18-Loch - 15:36 Uhr" is open, displaying player information and check-in status. The window is divided into four sections, each for a player. The first section (1) shows player H with status "nicht eingecheckt" (not checked in) and a "No Show" button. The second section (2) shows player A with status "eingecheckt" (checked in) and a "No Show" button. The third section (3) shows player E with status "eingecheckt" (checked in) and a "No Show" button. The fourth section shows player W with status "eingecheckt" (checked in) and a "No Show" button. Below these sections is a "Notizen:" (Notes) field with a "Speichern" (Save) button. The background shows the PC CADDIE menu on the left and a list of players on the right.

Player	Status	Handicap	Membership	Holes Booked
H	nicht eingecheckt	(20,7)	G - B - Jahreskarte	18L
A	eingecheckt	(21,8)	G	18L
E	eingecheckt	(34,0)	G - B - Jahreskarte	18L
W	eingecheckt	(35,5)	G - B - Jahreskarte	18L

Notizen:

Bitte tragen Sie hier Ihre Notizen zu dieser Spielgruppe ein.

Speichern Schließen

1. The check-in status is immediately visible. In the example, we see 3 guests who have already been checked in at the office. Person number 1 has an annual pass. This person can still be checked in if you have seen them.
2. If there were only three people in the flight of four, you could „impose“ a no-show. This leads to the [PC CADDIE://online Teetime/trainer reservation](#) If configured accordingly, this will result in the online booking being blocked. [Here you will find information on the no-show configuration in PC CADDIE.](#)
3. The marshal notes any special comments or VIP notes in the info field. These notes are displayed to colleagues on the pitch and in the office.

Exit the window with **Save**. Refresh when you have the opportunity by calling up the menu item again.

PC CADDIE
1 ./online

Axel Heck ☰

HOME

ANLAGENAUSWAHL

STARTZEIT BUCHEN

STARTZEITEN WOCHE

TIMETABLE MARSHAL

TIMETABLE STARTER

ÜBERSICHT BEREICHE

SUPPORT & KONTAKT

3
Par 5
17 min.
0:45

4
Par 3
14 min.
0:59

5
Par 5
16 min.
1:15

6

1

2

3

☑ Notiz - Startzeit: 15:36 Uhr / Spieldauer: 01:12:45

● H

● E

● A

● W

1. The **note** is noted in red.
2. The **black dot** shows you that this person has either not yet been seen or that you need to enquire (secretary's office) whether the player has paid.
3. For guests, the **always be green at the start of the game.** green at the start of the game. In the local PC CADDIE system, Axel Heck has paid his green fee before starting the game.

Zeit-Buchung: 18 Loch Platz
X

Datum: Montag

Zeit:

Dauer:

+ 18 Loch, 10 Tee F9

Runden

Maximal

Personen | Kursus | Pause | Sperrung | Filter

3xSUKZ oder Wahl Gast

Name, Vorname: Heck, Axel (3.0), Wittenbeck + →

Info (F6)

Neu Edit

Löschen

Artikel: Greenfee - WT - 9 Loch Wahl

Preis: ☐ Zeitproportional

Buchen für: Individuell für jeden

Alle löschen

Verteilen

Drucken F8

→ Verbuchen F11

Bezahlen F12


X Abbruch

✓ Buchen

Timetable Starter

The starter always has the most up-to-date list. Even the latest changes via the secretariat or via [PC CADDIE://online](#) the secretariat or via real-time booking can be seen on the electronic list.

There is no need to print the paper list via PC CADDIE.



HOME

ANLAGENAUSWAHL

STARTZEIT BUCHEN





STARTZEITEN WOCHE

TIMETABLE MARSHAL

TIMETABLE STARTER

ÜBERSICHT BEREICHE

SUPPORT & KONTAKT

STARTER

Datum

05.10.2015 - Montag

Bereich

18-Loch

Anzeigen

AKTUELLE ANZEIGE: 18-LOCH

Zeit	Details
07:03	● Sperrung
07:12	● Sperrung
07:21	● Sperrung
07:30	● Sperrung
07:39	● Sperrung
07:48	● Sperrung
07:57	<div> <div>● Brigitte</div> <div>([G - B - Jahreskarte] 29,5) - 18L</div> </div> <div> <div>● W</div> <div>([G - B - Jahreskarte] 17,3) - 18L</div> </div>
08:06	<div> <div>● H</div> <div>([G - B - Jahreskarte] 28,0) - 18L</div> </div> <div> <div>● R</div> <div>([M - A - Mitglied] 14,0) - 18L</div> </div> <div> <div>● H</div> <div>([G - B - Jahreskarte] 31,1) - 18L</div> </div> <div> <div>● A</div> <div>([M - B - Mitglied] 14,5) - 18L</div> </div> <div> <div>● H</div> <div>([G - B - Jahreskarte] 13,7) - 18L</div> </div>

- The starter can distinguish between guest and member.
- The black dot in the image allows the starter to recognise whether the person is already checked in. If this is green, the person has already checked in.
- The member status can even be displayed behind the name. If this helps your marshals, please contact us for Installation of the additional function: [PC CADDIE://online Customer service](http://www.pccaddie.com/customer-service).
- Memberships can also be highlighted in colour for better control. Simply contact your [PC CADDIE://online Customer service](http://www.pccaddie.com/customer-service) to do this.

Questions? Concerns? Wishes?

If you have any questions or requests, please contact your [PC CADDIE://online Customer service](http://www.pccaddie.com/customer-service).