

PC CADDIE Infodesktop

Always up to date, you can read our PC CADDIE news, answers to frequently asked support questions or important PC CADDIE update information - in the background and yet right in the middle of your PC CADDIE programme. Your [PC CADDIE://online](#)-modules at a glance.

The Infodesktop appears directly when you start PC CADDIE.

Is your Infodesktop inactive? This is the default setting for all POS stations.

Here you can read how to [activate the Infodesktop via the programme settings](#) or contact PC CADDIE Support.

The screenshot displays the PC CADDIE Infodesktop interface, which is organized into several sections:

- 1. Neuigkeiten, Nachrichten und Tipps:** A list of news items with dates and brief descriptions, such as "TSE Genehmigung Antrag §148 AO bis 30.09.2021" and "Laden von Gäste-NCPI".
- 2. Events und Schulungen:** A section for upcoming events and workshops, including "PC CADDIE Tipps + Tricks Workshop: Sponsorenlogos in PC Caddie nutzen" and "Hotel & Event Workshop-Serie mit PC CADDIE".
- 3. Mediathek:** A media library containing various videos and articles, such as "PC CADDIE Tipps & Tricks Workshop - Online-Payment Zum Video" and "WHS Turnierinformationen Allgemein".
- 4. Hilfreiche Beiträge aus unserem PCC Wiki:** A section for helpful articles from the PCC Wiki, including "WHS Turnierinformationen Allgemein" and "PC CADDIE://online Weiterlesen".
- 5. Verbesserungsvorschläge:** A module for submitting and viewing improvement suggestions, showing "2 neue Vorschläge in diesem Monat".
- 6. Teetime-Reservierung:** A module for making tee time reservations, featuring a "Clubmanager" button.
- 7. Turnier-Management:** A module for tournament management, displaying statistics for "Anmeldung", "Startliste", "Ergebnisse", "Turnieradministration", and "Clubmanager".
- 8. WebSMS:** A module for checking the account balance of the WebSMS service, showing "Kontostand: 2989 SMS" and "Termin-SMS: 0 SMS".

The Infodesktop informs you about:

1. The latest **PC CADDIE news** on updates, module developments, improvements, seminar dates and events and provides answers to frequently asked support questions.
2. You will also find all current events and training courses **events and training courses** e.g. the PC CADDIE Tipps & Tricks workshops
3. in the **media library** you will find all PC CADDIE media, e.g. recorded workshops, press articles, etc.
4. in the section below **Helpful articles from our PCC Wiki** you will find quick links to the most current and most clicked topics
5. About the **voting tool** you can submit suggestions for future programming and vote on them
6. Do you have the [PC CADDIE://online Teetime/Trainer](#)-module, you can also find it in the display.
7. With the module [PC CADDIE://online Tournament/competition calendar](#) module, you can access the tournament administration directly. You can usually access this in the tournament via **Internet/OK** in the tournament. You can also directly access the administration of the PC CADDIE://online modules, such as the PC CADDIE://online Club Manager, without having to log in separately.
8. The account balance of your [PC CADDIE://online WebSMS](#) can also be read here.

9. You can change the language up here
10. Access to the PC CADDIE social media channels

We hope you enjoy clicking, reading and finding out more!

→ How to activate the PC CADDIE Infodesktop on your workstation: [Configuration of the PC CADDIE interface](#)

→ In the password management, a supervisor can grant you the right to see the Infodesktop: [Password management](#)



If the following blocking message appears, the logged-in user is not authorised to access this website. Please contact your system administrator to have the domain **pccaddie.info** domain can be unblocked.



Contents and structure of the Infodesktop

Voting tool

As many suggestions for improvement and ideas for the development of our software come from you, we have developed a voting tool. You can use this tool to submit programming suggestions, rate them and thus have a say in future updates.

The submitted suggestions are first checked and there may already be a solution for your suggestion, thus preventing duplicate entries. In addition, the programming department estimates the development effort and thus determines a number of points according to which voting can take place.

The entry is then released so that all customers can vote with the points available to them or redistribute the points they have already awarded. The amount of points in your account depends on the scope of the PC CADDIE software used. If a suggestion reaches the full number of points within two years, it will be included in the programming and implemented. In this way, we ensure that only those contributions that promise the greatest benefit are pursued. Furthermore, all customers who have voted in favour of this suggestion will be included in the programming.

You can find the voting tool directly on your Infodesktop.

Structure and function of the voting tool

VERBESSERVORSCHLÄGE



















1 Wieso ein „Voting Tool“? ▾

Durch Ihre Wünsche und Vorschläge sorgen Sie als unser Kunde für ein sich ständig entwickelndes und verbessertes PC CADDIE. Mit diesem VOTING TOOL wird es für Sie noch einfacher, uns ihre Entwicklungswünsche mitzuteilen. Zudem erhalten Sie die Möglichkeit, über die Umsetzung der Vorschläge mit zu entscheiden: Projekte mit den meisten Punkten werden von uns verbindlich und zeitnah entwickelt. So setzen wir unser Erfolgsrezept fort: Dass Sie mit einem PC CADDIE arbeiten, dass von den Experten für die Branche entwickelt wurde – von Ihnen.

Wie werden Vorschläge eingestellt? ▾

Wie werden die Vorschläge bewertet? ▾

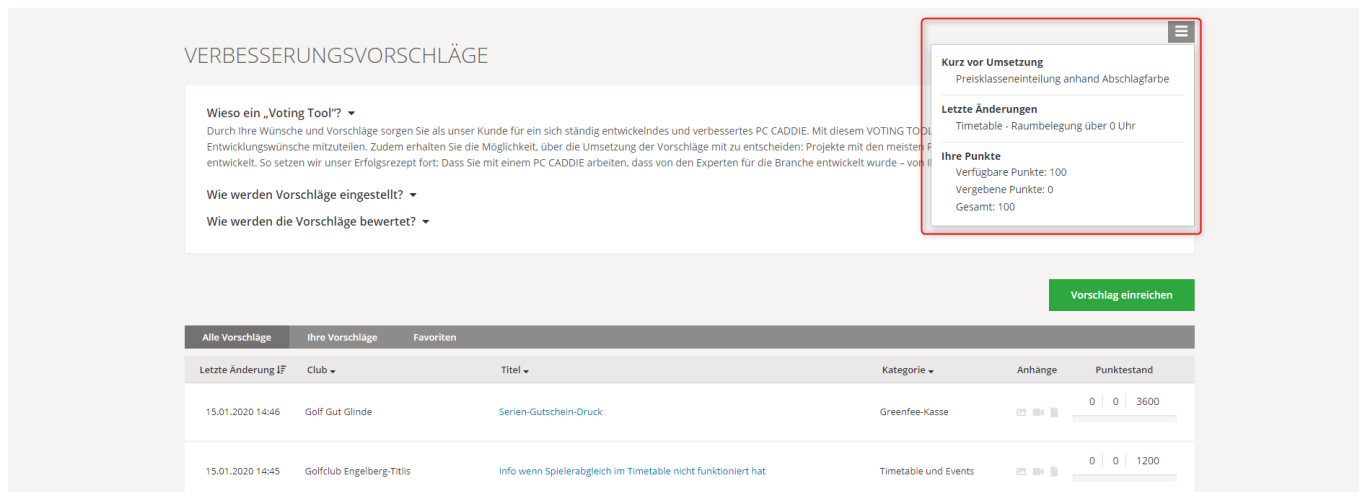
3 **4** **5** **6** **Vorschlag einreichen**

Letzte Änderung	Club	Titel	Kategorie	Anhänge	Punktestand
15.01.2020 14:46	Golf Gut Glinde	Serien-Gutschein-Druck	Greenfee-Kasse	  	0 0 3600
15.01.2020 14:45	Golfclub Engelberg-Titlis	Info wenn Spielerabgleich im Timetable nicht funktioniert hat	Timetable und Events	  	0 0 1200
15.01.2020 14:44	Frankfurter Golf Club e.V.	neues Turnier anlegen - Reset-Button	Turnier und Vorgaben	  	0 0 1800
15.01.2020 14:43	Golfclub Erlen	Turnierspielerimport in den Timetable genauso wieder löschen können	Timetable und Events	  	0 0 1200
15.01.2020 14:42	Golf Gleidingen	Passworteinstellungen für alle Passwörter/User drucken	Sonstiges	  	0 0 1800
15.01.2020 14:40	Golfclub Johannesthal e.V.	Ausgebuchte SEPA-Datei kennzeichnen	Beiträge / Buchhaltung	  	0 0 600

1. in the upper section you will find additional information and explanations:

- Why a „voting tool“?
- How are suggestions posted?
- How are suggestions evaluated?

2. via the menu bar, you can see which proposals have a high approval rating and which proposals have undergone the most recent changes. You can also view your own points account with the available and awarded points.



3, 4 and 5 You can use the selection options to view all suggestions, view and edit the suggestions you have submitted and track your marked favourites.

6. submit a proposal:

1. enter the title of your proposal. Formulate it as precisely as possible
2. then select from the categories provided the one to which your idea can be assigned
3. add a short description to your proposal so that it is also clearly understandable for other customers.
4. you also have the option of adding a file, e.g. a picture, to explain your proposal.

Voting Tool Tutorial



Video