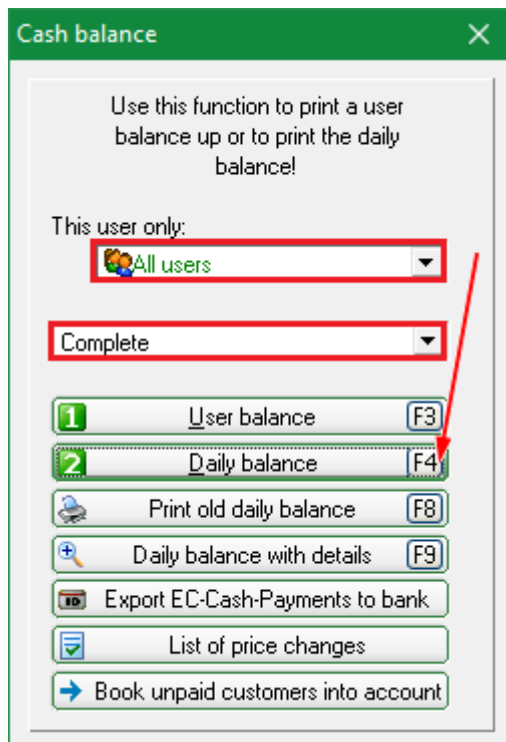


# End of the day

## Day-end closing standard

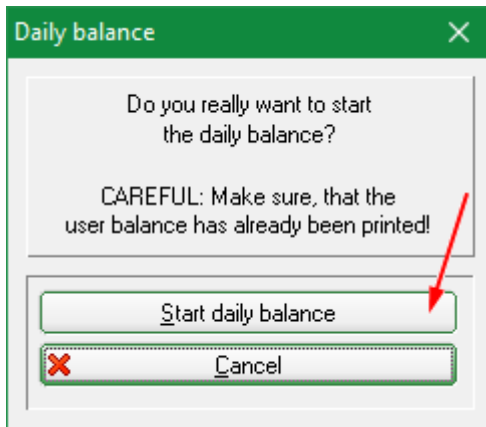
### Carry out closing

If you click in the menu bar on **Turnover/Checkout** in the menu bar, the billing screen opens:



Before you make a daily closing, we strongly recommend that you visit [Operator billing](#) to check the cash register and make any necessary changes.

There are various options for the daily closing, **Complete** should be the default setting. If you would like to carry out the daily closing, click on **Daily closing (Z)** (F4) and confirm with the button **Carry out closing**. The daily closing is posted and corrections can then only be made with an offsetting entry.



## Daily closing - postings still open

Due to the requirements of the cash guidelines, day-end closings are only carried out if postings are derecognised/paid or open postings are transferred to an [OP account](#).

If you have any questions, please contact [support@pccaddie.com](mailto:support@pccaddie.com)

## Special features

Depending on the settings of your cash register, the following window will open. You can enter the cash balance.

Enter the cash balance

Enter the number of coins and notes:

Coins	Number	Notes	Number
0,01	0	10,00	11
0,02	0	20,00	1
0,05	0	50,00	0
0,10	0	100,00	0
0,20	0	200,00	0
0,50	0	500,00	0
1,00	10	1000,00	0
2,00	10		
5,00	10		

Cheque: 0,00

Creditcard: 0,00

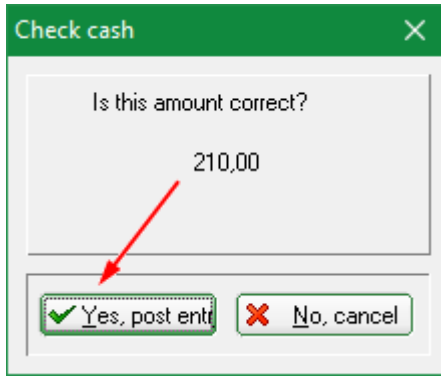
=====

210,00

OK

Cancel

Confirm with **OK** and then with **Yes, book:**



The end of the day is carried out.

## Daily balance 24.01.11

Number: 3

SALES

**Total** 24.01.11, 10:32

### Income

Cash	Cash payment	210,00	210,00 €
	<b>Total</b>	<b>210,00</b>	<b>210,00 €</b>

### Payed

Cash payment	10 X	1,00 €
	10 X	2,00 €
	10 X	5,00 €
	11 X	10,00 €
	1 X	20,00 €
	<b>Current cash</b>	

Check	0,00 €
	0,00 €

### Customer account

Open invoice

<b>Total</b>	0,00 €
Deposit	

If you click on **Print old contract** tick the box, **Layout for DIN A4 printer**, the daily closing is displayed as follows:

## Daily balance 24.01.11

Check Layout for A4-format printer ( under Print old balance)

Number: 3 (SALES)

Payments		€	Andrea
cash	Cash payment	210,00	210,00
<b>Total payments</b>		<b>210,00</b>	<b>210,00</b>
<b>On invoice in the customer account</b>		<b>0,00</b>	<b>0,00</b>
<b>Total amount of money</b>		<b>210,00</b>	<b>210,00</b>

Goods turnover		€	Andrea
<b>General area (19%)</b>		<b>210,00</b>	
<b>Green fee</b>		<b>210,00</b>	
ah	Adults holidays	1	80,00
aw	Adults weekdays	1	60,00
jh	Juniors holidays	1	40,00
jw	Juniors weekdays	1	30,00
<b>Total goods turnover</b>		<b>210,00</b>	

Customer account		€	
<b>On invoice in the customer account</b>		<b>0,00</b>	
Frohgemuth, Heike (--)	21.12.10 11:39	7	0,00 Andrea Pirwitz
<b>Customer account balance</b>		<b>0,00</b>	

Payment		Payed	Expected	Difference
Cash payment	10 X	1,00 €		
	10 X	2,00 €		
	10 X	5,00 €		
	11 X	10,00 €		
	1 X	20,00 €		
<b>Cash total</b>		<b>210,00</b>	<b>210,00</b>	

## Special features with cash register numbers

### Automatic daily closing at night

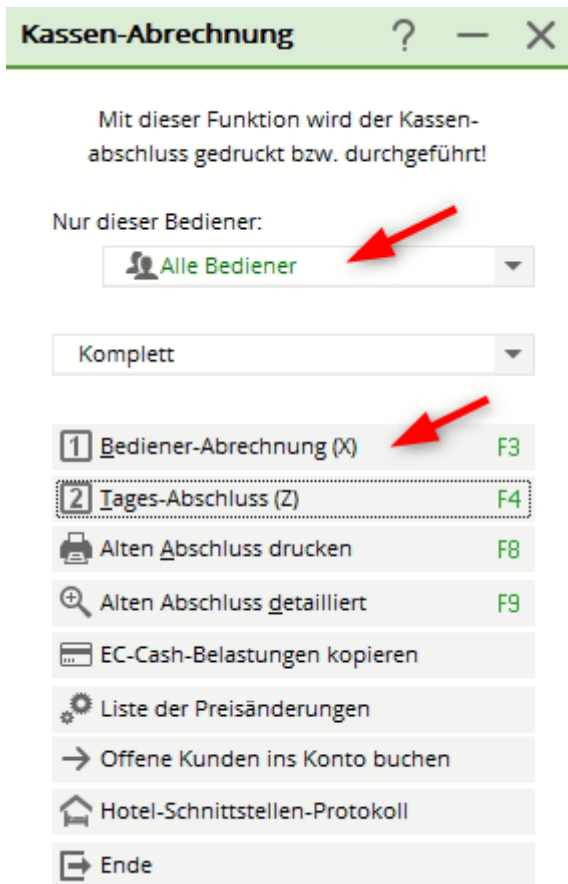
If cash register numbers are required, we can install an automated night-time daily closing for all cash register numbers. This may be necessary, for example, if you want to work in the same account area but the tills are further apart and therefore require separate accounting.

If required, please contact us at [support@pccaddie.com](mailto:support@pccaddie.com)

### Operator accounting

Once the function has been installed, the X printout for „ALL OPERATORS“ only prints the operators of the respective till number! After that, nothing more should be posted, or if this is NECESSARY, the

„ALL OPERATORS“ accounting should be repeated.



## Payment terminals Cash register cut

In this case, the nightly daily closing is created by a service on the server for all cash register numbers!

It is therefore necessary to start the payment terminal cash register cuts MANUALLY, preferably at the same time as the X-cut for „ALL OPERATORS“, so that the figures „match“ the TOTAL daily closing on the following day as closely as possible, which makes the accounting department's work easier.

## Daily closing

If a nightly daily closing is set, the daily closing is blocked locally at the tills. This informative message is displayed instead:

