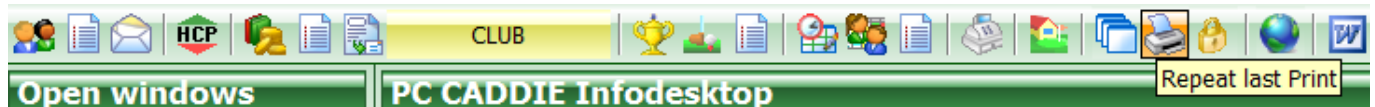


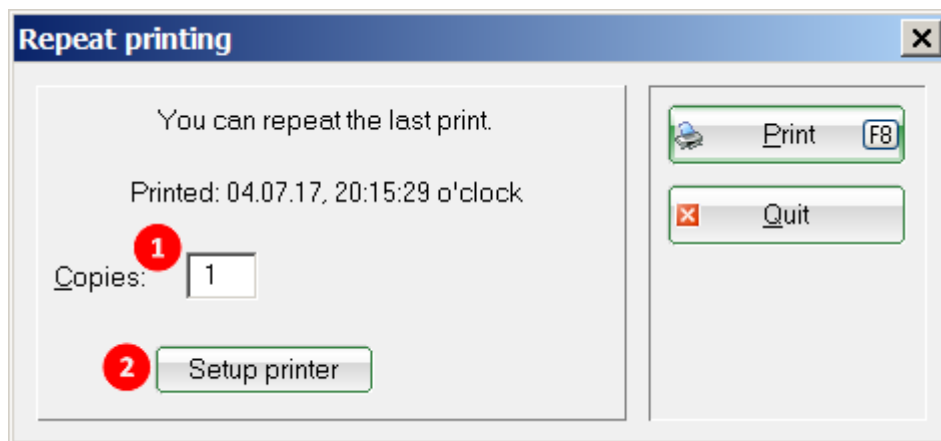
Repeat last printout

You have the option of repeating the last printout in a simple manner.

To do this, click in the menu bar on **Settings/Repeat last printout** or on the corresponding icon:




The following window opens:



1. Select the number of copies you want to print.
2. Click on **Printer setup**, if you want to make changes to the layout.
3. Click on **Print** to start the printout and confirm the prompt with **Ja**:



 Please note that only the original printout that has been sent to a printer as a print job can be repeated. Screen printing is no longer possible here.