

Card system special articles: Basic articles, PIN articles, special values

Special articles are required for the PC CADDIE.id card systems. First check whether you are in the correct account area. Open the PC CADDIE menu [Turnover/contribution types/articles/...create, edit, delete](#) and create the vending machine items. You can use an access pin to grant guest players, for example, easy access to changing rooms, toilets or the caddy hall.

Basic articles

The basic articles for card revaluation and card cancellation are assigned in the [General settings](#) allocated in the

Card revaluation → kart

Card devaluation → kbez

Article


Article
Art.-No. Account:
Name Add. info
Group
Colour chart
Size chart

Prices / Amounts
Status Unit
Calculation V.A.T.: % No discount

Colour / Size combination

Member	0,00	0,00	Purchase	<input type="text" value="0,00"/>
Guest	0,00	0,00	PP(eff.)	<input type="text" value="0,00"/>
Youth	0,00	0,00	Sales	<input type="text" value="0,00"/>
Pro	0,00	0,00	Marge: 0,00 %	
Service	0,00	0,00	<input type="checkbox"/> Stock taking	
Team	0,00	0,00	Min. stock	<input type="text"/>
			Act.stock	<input type="text" value="0"/>
			Ordered	<input type="text" value="0"/>

Purchase
Supplier
Order No.: Packing details Disc.
Barcode:

1. Here you can see the example for the article card upgrade → kart. All articles should have the **status** „Hidden“ status.
2.  It is possible via the definition of a **size scheme** the different **card types** separately by defining a size scheme. The size scheme must correspond 1:1 with the card scheme in the items. Size 1 corresponds to card type 1.
3. The definition of VAT must be clarified with the operator.

The articles for the purchases are defined in the [vending machine parameters](#).

Ball machine: Ball booking at the ball machine → ba1

Green fee: Automatic range fee booking via the card → cash

Extended evaluation options

With the special parameter **CARD_TYPEASSIZE** PC CADDIE automatically creates a size scheme „@CTYP - card types“, which can be used when creating special articles.

By creating the following articles, PC CADDIE offers the option of analysing PIN or points bookings separately:

Article no.	Description
kartp	Card revaluation points
kartpin	Card revaluation PIN
ba1p	Booking ball machine - points
kbezauto	Card payment machine
kbezpin	Card payment via PIN
kbezpinp	Card payment PIN with points deduction (to be verified)
kbezp	Card payment points

Pin articles for online systems

Article [X]

Article
 Art-No. pin 0001 Account: []

Name Pinarticle *<PIN># Add. info 1;/B:C;/7/10

Group CPS Card payment system + New group X Delete

Colour chart [] + New Edit

Size chart CTYP Card type + New Edit

Prices / Amounts
 Status Normal Unit 1 Piece
 Calculation [] V.A.T.: 19,0 % No discount

Colour / Size combination + New [F2] X Delete

Member	0,00	0,00
Guest	0,00	0,00


Purchase 0,00
 PP(eff.) 0,00
 Sales 0,00
 Margin: 0,00 %
 Stock taking
 Min. stock []
 Act.stock 0
 Ordered 0

Purchase
 Supplier [] [] []
 Order No.: [] Packing details [] Disc. 0
 Barcode: [] [] []

[] [] []
 + New
 Save [F11]
 X Delete [F5]
 Copy -> New
 Details [F6]
 Ingredients
 Assign autom.
 Account
 + Delivery
 Print [F8]
 X Quit

The pin function must be stored in the article description as follows: *<PIN>#. The asterisk calls up the function on the reader, the pin is generated by PC CADDIE, the hash closes the process.

The parameters entered in the identifier are separated by a slash (/):

1st parameter:  Only one card type can be **card type** can be defined here. If you want to consider several card types for the same pin function, use the size scheme as described under Basic article. Pay attention to the individual identification of the sub-items.

New combination [X]

Please choose the colour/size scheme that should apply:

Colour:

Size:

Member
 Guest
 Youth
 Pro
 Service
 Team

Modify [F7]

Don't display main name in article name
 Sort colour/size alphabetically

This properties shall be available for any subarticle:

Accno. Abbr. Status Unit VAT

Button label for the main article:

OK
 Cancel

2nd parameter: The authorisation [authorisation](#) of a PIN is defined here. Several authorisations separated by semicolons can be inserted.

3rd parameter: The validity in days from the time of booking is defined here.

4th parameter (optional): If you add this value, a fixed number of points is assigned to the PIN.

Activate PIN [X]

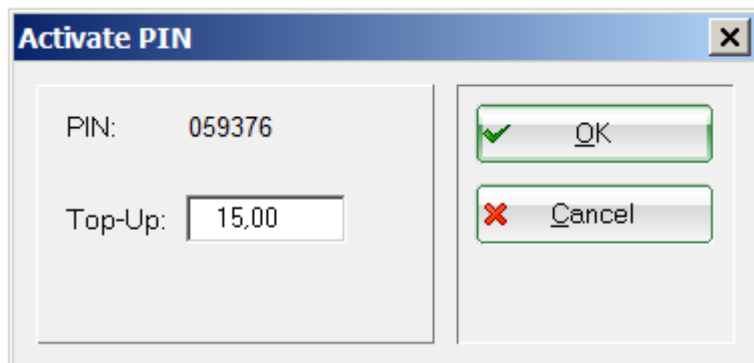
PIN: 449290

Factor:

Points:

OK
 Cancel

Omit this value if you want to top up the PIN with a monetary value.



Either:

card type;/authorisation1;authorisation2;/validity in days/number of points

or:

Card type;/Authorisation1;Authorisation2;/Validity in days

If you only want to generate one door pin, you can top up the PIN with the value 0. You need a special parameter for this. Please speak to your PC CADDIE support about this.

TIP If you also want to print the PIN on the bag tag, the **Identifier...**

2;/D;/7//GFINFA:Damen-PIN: (so you can have the text „Damen-PIN:“ in front of it)

...or simply...

2;/D;/7//GFINFA (so only the PIN is used)

(analogue for B...)

...is used. In the bag tag template, the field <GFINFA> or <GFINFB> must be taken into account.

TIP Free ball purchase with the green fee sale: You can also combine the PIN system with a green fee/range fee article (status bag tag print) if you enter the following in the **identifier** the following parameter:

PIN:2;/B;C;/7/5

This gives the card type 2 - guests 5 free points for the ball booking. This applies to areas B and C and is valid for 7 days. Separated by , several functions can be stored in the identifier.

Field for printing on the bag tag: PIN: <PARA11>

Article for loading the automatic special value

Article



Article
 Art-No. Account:
 Name Add. info
 Group
 Colour chart
 Size chart

Prices / Amounts
 Status Unit
 Calculation V.A.T.: % No discount
 Colour / Size combination

Member	0,00	0,00
Guest	0,00	0,00

 Purchase
 PP(eff.)
 Sales
 Marge: 0,00 %
 Stock taking
 Min. stock
 Act.stock
 Ordered

Purchase
 Supplier
 Order No.: Packing details Disc.
 Bargode: Individualization